

BF INVESTMENT

BFIL/NSE/BSE/PSE/

December 12, 2013

The Secretary,
National Stock Exchange of India Ltd.
Exchange Plaza, Bandra-Kurla Complex
Bandra (E)
Mumbai 400 051
Symbol : BFINVEST

Registered A.D.

Fax - 022-2659 8237 /38, 2659 8347 /48

Dept. of Corporate Services
Bombay Stock Exchange
Phiroze Jeejeebhoy Towers,
Dalal Street,
Mumbai 400 001.
Scrip Code - 533303

Kind Attn : Ms.Neha Gada, Manager,
Fax No.022-22723121/3719/2037

The Secretary,
Pune Stock Exchange Ltd.,
'Shivleela Chambers',
752, Sadashiv Peth,
R. B. Kumathekar Marg,
Pune 411 030.

Fax No. 020-24460082 / 83

Sir,

**Re :- Clause No.35 of Listing Agreement –
Shareholding pattern as on 31st December, 2012**

As required under Clause 35 of the Listing Agreement we are sending herewith shareholding pattern of the company in the prescribed format for the quarter ended December 31, 2012.

Thanking you,

Yours faithfully,
For BF Investment Limited



S. R. Kshirsagar
Company Secretary

Encls :- As above.



KALYANI
GROUP COMPANY

BF INVESTMENT LIMITED, MUNDHWA, PUNE CANTONMENT, PUNE 411 036, MAHARASHTRA, INDIA


Phone : +91-20-26822552, 26702777 Fax : +91-20-26823061

Email : bfinvestment@vsnl.net

BF INVESTMENT

Introductory sub-table (I)(a)


Name of the Company: BF INVESTMENT LIMITED			
Scrip Code, Name of the scrip, class of security: 533303, BFINVEST, EQUITY			
Quarter ended: 31ST DECEMBER, 2012			
Partly paid-up shares:-	No. of partly paid-up shares	As a % of total no. of partly paid-up shares	As a % of total no. of shares of the company
Held by promoter/promoter group		#DIV/0!	0
Held by public		#DIV/0!	0
Total	0	#DIV/0!	0
Outstanding convertible securities:-			As a % of total no. of shares of the company, assuming full conversion of the convertible securities
	No. of outstanding securities	As a % of total no. of outstanding convertible securities	
Held by promoter/promoter group		#DIV/0!	0
Held by public		#DIV/0!	0
Total	0	#DIV/0!	0
Warrants:-			As a % of total no. of shares of the company, assuming full conversion of warrants
	No. of warrants	As a % of total no. of warrants	
Held by promoter/promoter group		#DIV/0!	0
Held by public		#DIV/0!	0
Total	0	#DIV/0!	0
Total paid-up capital of the company, assuming full conversion of warrants and convertible securities		37667628	



[Handwritten Signature]



BF INVESTMENT

(C)	Shares held by Custodians and against which Depository Receipts have been issued	28340	37667628	35170215	100.00	31516	0.08
1	Promoter and Promoter Group				0.00		#DIV/0!
2	Public				0.00		
	Sub-Total (C)	0	0	0		0	
	GRAND TOTAL (A)+(B)+(C)	28340	37667628	35170215	100.00	31516	0.08



BF INVESTMENT


Sr.No	Notes
1	
2	
3	
4	
5	
6	
7	
8	
9	

BF INVESTMENT

(I)(b) Statement showing holding of securities (including shares, warrants, convertible securities) of persons belonging to the category "Promoter and Promoter Group"

Sr.	Name of the shareholder	Details of Shares held		Encumbered shares (*)		Details of warrants		Details of convertible securities		Total shares (including underlying shares assuming full conversion of warrants and convertible securities) as a % of diluted share capital
		Number of shares held	As a % of grand total (A) +(B) +(C)	No.	As a percentage (V)=(VI)/(III)*100	As a % of grand total (A)+(B)+(C) of sub-clause (I)(a)	Number of warrants held	As a % total number of warrants of the same class	Number of convertible securities held	
No.	(i)	(ii)	(iv)	(v)	(vi)	(vii)	(ix)	(x)	(xi)	(xii)
1	Mr. B.N. Kalyani - Promoter	7204	0.02		0.00		#DIV/0!		#DIV/0!	
2	Ajinkya Investment & Trading Company	10292103	27.32		0.00		#DIV/0!		#DIV/0!	
3	Kalyani Investment Company Ltd.	6062342	16.09		0.00		#DIV/0!		#DIV/0!	
4	KSL Holdings Pvt. Ltd.	4353472	11.56		0.00		#DIV/0!		#DIV/0!	
5	Sundaram Trading and Investment Pvt. Ltd.	3494122	9.28		0.00		#DIV/0!		#DIV/0!	
6	PIH Finvest Co.Ltd.	1424885	3.78		0.00		#DIV/0!		#DIV/0!	
7	Janhavi Investment Pvt. Ltd.	458514	1.22		0.00		#DIV/0!		#DIV/0!	
8	Rajgad Trading Co. Pvt. Ltd.	151674	0.40		0.00		#DIV/0!		#DIV/0!	
9	Kalyani Consultants Pvt. Ltd.	149500	0.40		0.00		#DIV/0!		#DIV/0!	
10	Dandakaranya Investment & Trading Pvt. Ltd.	95000	0.25		0.00		#DIV/0!		#DIV/0!	
11	Campanula Investment & Finance Pvt. Ltd.	61389	0.16		0.00		#DIV/0!		#DIV/0!	
12	Cornflower Investment & Finance Pvt. Ltd.	41900	0.11		0.00		#DIV/0!		#DIV/0!	
13	Hastinapur Investment & Trading Pvt. Ltd.	6267	0.02		0.00		#DIV/0!		#DIV/0!	
14	Dronacharya Investment & Trading Pvt. Ltd.	5643	0.01		0.00		#DIV/0!		#DIV/0!	
	Relatives of Promoters		0.00		#DIV/0!		#DIV/0!		#DIV/0!	
15	Mr.Gaurishankar Neelkanth Kalyani	63779	0.17		0.00		#DIV/0!		#DIV/0!	
16	Mr.Amit B. Kalyani	28270	0.08		0.00		#DIV/0!		#DIV/0!	
17	Mr.Ashok Kumar Kheny	581	0.00		0.00		#DIV/0!		#DIV/0!	
18	Mrs.Rohini G. Kalyani	2000	0.01		0.00		#DIV/0!		#DIV/0!	
19	Dr. Meera Kheny	700	0.00		0.00		#DIV/0!		#DIV/0!	
20	Mrs.Sugandha Jai Hiremath	400	0.00		0.00		#DIV/0!		#DIV/0!	
21	Mrs.Sulochana Kalyani Jointly Mr.B.N.Kalyani	8	0.00		0.00		#DIV/0!		#DIV/0!	
	TOTAL	26699753	70.88	0	0.00	0	#DIV/0!	0	#DIV/0!	0





(*) The term "encumbrance" has the same meaning as assigned to it in regulation 28(3) of the SAST Regulations, 2011

BF INVESTMENT

(II)(a) Statement showing details of Depository Receipts (DRs)

Sr. No.	Type of outstanding DR (ADRs, GDRs, SDRs, etc.)	Number of outstanding DRs	Number of shares underlying outstanding DRs	Shares underlying outstanding DRs as a percentage of total number of shares {i.e., Grand Total (A)+(B)+(C) indicated in Statement at para (I)(a) above}
1	NIL	0	0	0.00
2				0.00
3				0.00
4				0.00
5				0.00
6				0.00
7				0.00
8				0.00
9				0.00
TOTAL		0	0	0.00



S. S. S.

