

# BF INVESTMENT

CIN:L65993PN2009PLC134021

BFIL/NSE/BSE/PSE/

July 16, 2014

The Secretary,  
National Stock Exchange of India Ltd.  
Exchange Plaza, Bandra-Kurla Complex  
Bandra (E)  
Mumbai 400 051  
Symbol : BFINVEST

Registered A.D.

Fax - 022-2659 8237 /38, 2659 8347 /48

Dept. of Corporate Services  
BSE Ltd.  
Phiroze Jeejeebhoy Towers,  
Dalal Street,  
Mumbai 400 001.  
Scrip Code - 533303

Kind Attn : Ms.Neha Gada, Manager,  
Fax No.022-22723121/3719/2037

The Secretary,  
Pune Stock Exchange Ltd.,  
'Shivleela Chambers',  
752, Sadashiv Peth,  
R. B. Kumathekar Marg,  
Pune 411 030.

Fax No. 020-24460082 / 83

Sir,

**Re :- Clause No.35 of Listing Agreement –  
Shareholding pattern as on 30<sup>th</sup> June, 2014**

As required under Clause 35 of the Listing Agreement we are sending herewith shareholding pattern of the company in the prescribed format for the quarter ended June 30, 2014.

Thanking you,

Yours faithfully,  
For BF Investment Limited



S. R. Kshirsagar  
Company Secretary

Encls :- As above.



**KALYANI**  
GROUP COMPANY

BF INVESTMENT LIMITED, MUNDHWA, PUNE CANTONMENT, PUNE 411 036, MAHARASHTRA, INDIA

Phone : +91-20-26822552, 26702777 Fax : +91-20-26823061

Email : bfinvestment@vsnl.net

# BF INVESTMENT

Introductory sub-table (I)(a)

<b>Name of the Company: BF INVESTMENT LIMITED</b>			
<b>Scrip Code, Name of the scrip, class of security: 533303, BFINVEST, EQUITY</b>			
<b>Quarter ended: 30TH JUNE, 2014</b>			
<b>Partly paid-up shares:-</b>			
	<b>No. of partly paid-up shares</b>	<b>As a % of total no. of partly paid-up shares</b>	<b>As a % of total no. of shares of the company</b>
Held by promoter/promoter group		#DIV/0!	0
Held by public		#DIV/0!	0
<b>Total</b>	<b>0</b>	<b>#DIV/0!</b>	<b>0</b>
<b>Outstanding convertible securities:-</b>			
	<b>No. of outstanding securities</b>	<b>As a % of total no. of outstanding convertible securities</b>	<b>As a % of total no. of shares of the company, assuming full conversion of the convertible securities</b>
Held by promoter/promoter group		#DIV/0!	0
Held by public		#DIV/0!	0
<b>Total</b>	<b>0</b>	<b>#DIV/0!</b>	<b>0</b>
<b>Warrants:-</b>			
	<b>No. of warrants</b>	<b>As a % of total no. of warrants</b>	<b>As a % of total no. of shares of the company, assuming full conversion of warrants</b>
Held by promoter/promoter group		#DIV/0!	0
Held by public		#DIV/0!	0
<b>Total</b>	<b>0</b>	<b>#DIV/0!</b>	<b>0</b>
<b>Total paid-up capital of the company, assuming full conversion of warrants and convertible securities</b>		<b>37667628</b>	



*Sally*

# BF INVESTMENT



Statement Showing Shareholding Pattern																				
Category code	Category of Shareholder	Table (I)(a)					Shares Pledged or otherwise encumbered													
		Number of Shareholders	Total number of shares	Number of shares held in dematerialized form	Total shareholding as a percentage of total number of shares		Number of shares	As a percentage												
					As a percentage of (A+B) <sup>1</sup>	As a percentage of (A+B+C)														
(I)	(II)	(III)	(IV)	(V)	(VI)	(VII)	(VIII)	(IX) = (VIII)/(IV)*100												
<b>(A)</b>	<b>Shareholding of Promoter and Promoter Group<sup>2</sup></b>																			
<b>1</b>	<b>Indian</b>																			
(a)	Individuals/ Hindu Undivided Family	8	102942	102934	0.27	0.27			0.00										0.00	
(b)	Central Government/ State Government(s)	-	-	-	0.00	0.00														#DIV/0!
(c)	Bodies Corporate	13	27284034	27284034	72.43	72.43			0.00											0.00
(d)	Financial Institutions/ Banks	-	-	-	0.00	0.00														#DIV/0!
(e)	Any Others(Specify)	-	-	-	0.00	0.00														#DIV/0!
(e-i)					0.00	0.00														#DIV/0!
(e-ii)					0.00	0.00														#DIV/0!
	<b>Sub Total(A)(1)</b>	<b>21</b>	<b>27386976</b>	<b>27386968</b>	<b>72.71</b>	<b>72.71</b>			<b>0</b>											<b>0.00</b>
<b>2</b>	<b>Foreign</b>																			
a	Individuals (Non-Residents Individuals/ Foreign Individuals)	-	-	-	0.00	0.00														#DIV/0!
b	Bodies Corporate	-	-	-	0.00	0.00														#DIV/0!
c	Institutions	-	-	-	0.00	0.00														#DIV/0!
d	Qualified Foreign Investor	-	-	-	0.00	0.00														#DIV/0!
e	Any Others(Specify)	-	-	-	0.00	0.00														#DIV/0!
e-i																				
e-ii																				
	<b>Sub Total(A)(2)</b>	<b>0</b>	<b>0</b>	<b>0</b>	<b>0.00</b>	<b>0.00</b>			<b>0</b>											<b>#DIV/0!</b>
	<b>Total Shareholding of Promoter and Promoter Group (A)= (A)(1)+(A)(2)</b>	<b>21</b>	<b>27386976</b>	<b>27386968</b>	<b>72.71</b>	<b>72.71</b>			<b>0</b>											<b>0.00</b>

# BF INVESTMENT




*[Handwritten Signature]*

<b>(B)</b>	<b>Public shareholding</b>												
<b>I</b>	<b>Institutions</b>												
(a)	Mutual Funds/ UTI	7	1909	1719	0.01	0.01	0.01	0.01					
(b)	Financial Institutions /Banks	14	3432	1728	0.01	0.01	0.01	0.01					
(c)	Central Government/ State Government(s)	-	-	-	0.00	0.00	0.00	0.00					
(d)	Venture Capital Funds	-	-	-	0.00	0.00	0.00	0.00					
(e)	Insurance Companies	1	160127	160127	0.43	0.43	0.43	0.43					
(f)	Foreign Institutional Investors	7	71486	71436	0.19	0.19	0.19	0.19					
(g)	Foreign Venture Capital Investors	-	-	-	0.00	0.00	0.00	0.00					
(h)	Qualified Foreign Investor	-	-	-	0.00	0.00	0.00	0.00					
(i)	Any Other (specify)	-	-	-	0.00	0.00	0.00	0.00					
(i-ii)					0.00	0.00	0.00	0.00					
(i-iii)													
	<b>Sub-Total (B)(1)</b>	<b>29</b>	<b>236954</b>	<b>235010</b>	<b>0.63</b>	<b>0.63</b>	<b>0.63</b>	<b>0.63</b>					
<b>B 2</b>	<b>Non-institutions</b>												
(a)	Bodies Corporate	464	3047978	1467731	8.09	8.09	8.09	8.09		2877			0.09
(b)	Individuals				0.00	0.00	0.00	0.00					
	Individuals -i. Individual shareholders holding nominal share capital up to Rs 1 lakh	25060	5278666	4432279	14.01	14.01	14.01	14.01			29245		0.55
II	Individual shareholders holding nominal share capital in excess of Rs. 1 lakh.	17	994324	994324	2.64	2.64	2.64	2.64					
(c)	Qualified Foreign Investor	-	-	-	0.00	0.00	0.00	0.00					
(d)	Any Other (specify)				0.00	0.00	0.00	0.00					
(d-i)	Clearing Member	164	163971	163971	0.44	0.44	0.44	0.44		0			0.00
(d-ii)	Non Resident Indian (Repat)	96	173101	171260	0.46	0.46	0.46	0.46		0			0.00
(d-iii)	Non Resident Indian (Non Repat)	78	40821	37667	0.11	0.11	0.11	0.11					
(d-iii)	Overseas Bodies Corporates	1	350	350	0.00	0.00	0.00	0.00					
(d-iv)	Trusts	13	344487	344487	0.91	0.91	0.91	0.91					
	<b>Sub-Total (B)(2)</b>	<b>25893</b>	<b>10043698</b>	<b>7612069</b>	<b>26.66</b>	<b>26.66</b>	<b>26.66</b>	<b>26.66</b>		<b>32122</b>			<b>0.32</b>
<b>(B)</b>	<b>Total Public Shareholding (B)=</b>	<b>25922</b>	<b>10280652</b>	<b>7847079</b>	<b>27.29</b>	<b>27.29</b>	<b>27.29</b>	<b>27.29</b>		<b>32122</b>			<b>0.31</b>
	<b>TOTAL (A)+(B)</b>	<b>25943</b>	<b>37667628</b>	<b>35234047</b>	<b>100.00</b>	<b>100.00</b>	<b>100.00</b>	<b>100.00</b>		<b>32122</b>			<b>0.09</b>

# BF INVESTMENT

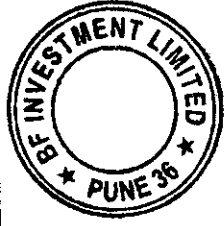
(C)	Shares held by Custodians and against which Depository Receipts have been issued												
1	Promoter and Promoter Group	-	-	-	-	-	-	-	-	-	-	-	-
2	Public	-	-	-	-	-	-	-	-	-	-	-	-
	<b>Sub-Total (C)</b>	<b>0</b>	<b>0</b>	<b>0</b>	<b>0</b>	<b>0</b>	<b>0</b>	<b>0</b>	<b>0</b>	<b>0</b>	<b>0</b>	<b>0</b>	<b>0</b>
	<b>GRAND TOTAL (A)+(B)+(C)</b>	<b>25943</b>	<b>37667628</b>	<b>35234047</b>	<b>100.00</b>	<b>32122</b>	<b>0.09</b>						



# BF INVESTMENT

Sr.No	Notes
1	
2	
3	
4	
5	
6	
7	
8	
9	

*[Handwritten Signature]*



# BF INVESTMENT



(I)(b) Statement showing holding of securities (including shares, warrants, convertible securities) of persons belonging to the category "Promoter and Promoter Group"

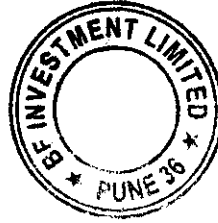
Sr. No.	Name of the shareholder	Details of Shares held		Encumbered shares (*)			Details of warrants		Details of convertible securities		Total shares (including underlying shares assuming full conversion of warrants and convertible securities) as a % of diluted share capital
		Number of shares held	As a % of grand total (A)+(B)+(C)	No.	As a percentage (V)=(V)/(VII)*100	As a % of grand total (A)+(B)+(C) of sub-clause (I)(a)	Number of warrants held	As a % total number of warrants of the same class	Number of convertible securities held	As a % total number of convertible securities of the same class	
	(II)	(III)									
1	BABASAHEB NEELKANTH KALYANI - Promoter	7204	0.02	-	0.00	0.00	-	#DIV/0!	-	#DIV/0!	
2	AJINKYA INVESTMENT AND TRADING COMPANY	10292103	27.32	-	0.00	0.00	-	#DIV/0!	-	#DIV/0!	
3	SUNDARAM TRADING AND INVESTMENT PVT LTD	9543068	25.33	-	0.00	0.00	-	#DIV/0!	-	#DIV/0!	
4	KSL HOLDINGS PRIVATE LIMITED	5054091	13.42	-	0.00	0.00	-	#DIV/0!	-	#DIV/0!	
5	PIH FINVEST COMPANY LIMITED	1424885	3.78	-	0.00	0.00	-	#DIV/0!	-	#DIV/0!	
6	JANNHAVI INVESTMENT PRIVATE LIMITED	458514	1.22	-	0.00	0.00	-	#DIV/0!	-	#DIV/0!	
7	RAJGAD TRADING COMPANY PVT.LTD.	151674	0.40	-	0.00	0.00	-	#DIV/0!	-	#DIV/0!	
8	KALYANI CONSULTANTS PVT.LTD.	149500	0.40	-	0.00	0.00	-	#DIV/0!	-	#DIV/0!	
9	DANDAKARANYA INVESTMENT AND TRADING PVT.LTD.	95000	0.25	-	0.00	0.00	-	#DIV/0!	-	#DIV/0!	
10	CAMPANULA INVESTMENT & FINANCE PVT.LTD	61389	0.16	-	0.00	0.00	-	#DIV/0!	-	#DIV/0!	
11	CORNFLOWER INVESTMENT & FINANCE PVT.LTD	41900	0.11	-	0.00	0.00	-	#DIV/0!	-	#DIV/0!	
12	HASTINAPUR INVESTMENT & TRADING PVT.LTD	6267	0.02	-	0.00	0.00	-	#DIV/0!	-	#DIV/0!	
13	DRONACHARYA INVESTMENT & TRADING PVT.LTD	5643	0.01	-	0.00	0.00	-	#DIV/0!	-	#DIV/0!	
	Relatives of Promoters										
14	GAURISHANKAR NEELKANTH KALYANI	63779	0.17	-	0.00	0.00	-	#DIV/0!	-	#DIV/0!	
15	AMIT BABASAHEB KALYANI	28270	0.08	-	0.00	0.00	-	#DIV/0!	-	#DIV/0!	
16	ROHINI GAURISHANKAR KALYANI	2000	0.01	-	0.00	0.00	-	#DIV/0!	-	#DIV/0!	
17	DR. MEERA KHENY	700	0.00	-	0.00	0.00	-	#DIV/0!	-	#DIV/0!	
18	ASHOK KUMAR KHENY	581	0.00	-	0.00	0.00	-	#DIV/0!	-	#DIV/0!	
19	SUGANDHA JAI HIREMATH	400	0.00	-	0.00	0.00	-	#DIV/0!	-	#DIV/0!	
20	SULOCHANA NEELKANTH KALYANI Jointly Mr.B.N.Kalyani	8	0.00	-	0.00	0.00	-	#DIV/0!	-	#DIV/0!	
	<b>TOTAL</b>	<b>27386976</b>	<b>72.71</b>	<b>0</b>	<b>0.00</b>	<b>0.00</b>	<b>0</b>	<b>#DIV/0!</b>	<b>0</b>	<b>#DIV/0!</b>	<b>0</b>

(\*) The term "encumbrance" has the same meaning as assigned to it in regulation 28(3) of the SAST Regulations, 2011

# BF INVESTMENT

(D)(c)(i) Statement showing holding of securities (including shares, warrants, convertible securities) of persons belonging to the category "Public" and holding more than 1% of the total number of shares

Sr. No.	Name of the shareholder	Number of shares held	Shares as a percentage of total number of shares {i.e., Grand Total (A)+(B)+(C) indicated in Statement at para (I)(a) above}	Details of warrants		Details of convertible securities		Total shares (including underlying shares assuming full conversion of warrants and convertible securities) as a % of diluted share capital
				Number of warrants held	As a % total number of warrants of the same class	Number of convertible securities held	% w.r.t total number of convertible securities of the same class	
1	KRUTADNYA MANAGEMENT AND TRADING SERVICES LLP	1568600	4.16	-	#DIV/0!	-	#DIV/0!	
<b>TOTAL</b>		<b>1568600</b>	<b>4.16</b>	<b>0</b>	<b>#DIV/0!</b>	<b>0</b>	<b>#DIV/0!</b>	<b>0</b>






# BF INVESTMENT

**(D)(c)(ii) Statement showing holding of securities (including shares, warrants, convertible securities) of persons (together with PAC) belonging to the category "Public" and holding more than 5% of the total number of shares of the company**

Sr. No.	Name(s) of the shareholder(s) and the Persons Acting in Concert (PAC) with them	Number of shares	Shares as a percentage of total number of shares {i.e., Grand Total (A)+(B)+(C) indicated in Statement at para (D)(a) above}	Details of warrants		Details of convertible securities		Total shares (including underlying shares assuming full conversion of warrants and convertible securities) as a % of diluted share capital
				Number of warrants	As a % total number of warrants of the same class	Number of convertible securities held	% w.r.t total number of convertible securities of the same class	
1	NIL	0	0.00		#DIV/0!		#DIV/0!	
<b>TOTAL</b>		<b>0</b>	<b>0.00</b>	<b>0</b>	<b>#DIV/0!</b>	<b>0</b>	<b>#DIV/0!</b>	<b>0</b>



# BF INVESTMENT

**(D)(d) Statement showing details of locked-in shares**

Sr. No.	Name of the shareholder	Number of locked-in shares	Locked-in shares as a percentage of total number of shares {i.e., Grand Total (A)+(B)+(C) indicated in Statement at para (D)(a) above}	Promoter / Promoter Group / Public
1	NIL	0	0.00	
<b>TOTAL</b>				
		<b>0</b>	<b>0.00</b>	




*(Handwritten Signature)*

# BF INVESTMENT

**(II)(a) Statement showing details of Depository Receipts (DRs)**

Sr. No.	Type of outstanding DR (ADRs, GDRs, SDRs, etc.)	Number of outstanding DRs	Number of shares underlying outstanding DRs	Shares underlying outstanding DRs as a percentage of total number of shares {i.e., Grand Total (A)+(B)+(C) indicated in Statement at para (I)(a) above}
1	NIL	0	0	0.00
<b>TOTAL</b>				
		<b>0</b>	<b>0</b>	<b>0.00</b>



# BF INVESTMENT

(II)(b) Statement showing holding of Depository Receipts (DRs), where underlying shares held by "promoter/promoter group" are in excess of 1% of the total number of shares

Sr. No.	Name of the DR Holder	Type of outstanding DR (ADRs, GDRs, SDRs, etc.)	Number of shares underlying outstanding DRs	Shares underlying outstanding DRs as a percentage of total number of shares {i.e., Grand Total (A)+(B)+(C) indicated in Statement at para (I)(a) above}
1	NIL	0	0	0.00
<b>TOTAL</b>			<b>0</b>	<b>0.00</b>

