

BF INVESTMENT

BFUL/NSE/BSE/

April 14, 2017

The Secretary,
National Stock Exchange of India Ltd.
Exchange Plaza, Bandra-Kurla Complex
Bandra (E)
Mumbai 400 051
Symbol : BFINVEST

Dept. of Corporate Services
BSE Ltd.
Phiroze Jeejeebhoy Towers,
Dalal Street,
Mumbai 400 001.
Scrip Code - 533303

Kind Attn : Ms.Neha Gada, Manager,

Dear Sir,

Re :- Regulation 31 of SEBI (Listing Obligations and Disclosure Requirements) Regulations, 2015 – Shareholding pattern as on 31st March, 2017

As required under Regulation 31 of SEBI (Listing Obligations and Disclosure Requirements) Regulations, 2015 we are sending herewith shareholding pattern of the company in the prescribed format for the quarter ended 31st March, 2017.

Thanking you,

Yours faithfully,
For BF Investment Limited



S. R. Kshirsagar
Company Secretary

Encls :- As above.



KALYANI
GROUP COMPANY

Correspondence Address:
Cyber City, Tower 15, Level 6, Office 602,
Magarpatta City, Hadapsar, Pune 411013.
Phone: +91-20-6629 2550/26

CIN:L65993PN2009PLC134021

BF INVESTMENT LIMITED, MUNDHWA, PUNE CANTONMENT, PUNE 411 036, MAHARASHTRA, INDIA

Phone : +91-20-26822552, 26702777 Fax : +91-20-26823061

Email : bfinvestment@vsnl.net

BF INVESTMENT

Shareholding Pattern under Regulation 31 of SEBI (Listing Obligations and Disclosure Requirements) Regulations, 2015

1.	Name of Listed Entity: BF Investment Limited
2.	Scrip Code/Name of Scrip/Class of Security: 533303
3.	Share Holding Pattern Filed under: Reg. 31(1)(a)/Reg. 31(1)(b)/Reg.31(1)(c)
	a. If under 31(1)(b) then indicate the report for Quarter ending 31st March, 2017
	b. If under 31(1)(c) then indicate date of allotment/extinguishment
4.	Declaration: The Listed entity is required to submit the following declaration to the extent of submission of information:-

	Particulars	Yes*	No*
1	Whether the Listed Entity has issued any partly paid up shares?		No
2	Whether the Listed Entity has issued any Convertible Securities or Warrants?		No
3	Whether the Listed Entity has any shares against which depository receipts are issued?		No
4	Whether the Listed Entity has any shares in locked-in?		No
5	Whether any shares held by promoters are pledge or otherwise encumbered?		No


* If the Listed Entity selects the option 'No' for the questions above, the columns for the partly paid up shares, Outstanding Convertible Securities/Warrants, depository receipts, locked-in shares, No of shares pledged or otherwise encumbered by promoters, as applicable, shall not be displayed at the time of dissemination on the Stock Exchange website. Also wherever there is 'No' declared by Listed Entity in above table the values will be considered as 'Zero' by default on submission of the format of holding of specified securities.



BF INVESTMENT

BF Investment Limited
Table I - Summary Statement holding of specified securities


Category	Category of shareholder	Nos. of shareholders	No. of fully paid up equity shares held	No. of Partly paid-up equity shares held	No. of shares underlying Depository Receipts	Total nos. shares held (VII) = (IV)+(V)+(VI)	Shareholding as a % of total no. of shares (calculated as per SCRR, 1957)	Number of Voting Rights held in each class of securities			No. of Shares Underlying Outstanding convertible securities (including Warrants)	Shareholding, as a % assuming full conversion of convertible securities (as a percentage of diluted share capital) (XI) = (VII)+(X) As a % of (A+B+C2)	Number of Locked in shares		Number of Shares pledged or otherwise	Number of equity shares held in dematerialised form
								Class eg: X	Class eg: Y	Total			As a % of total Shares held(b) (a)	As a % of total Shares held(b) (a)		
(A)	Promoter & Promoter Group	21	27386976	0	0	27386976	72.7069	0	27386976	72.7069	0	0.0000	0	0.0000	27386968	
(B)	Public	23260	10280652	0	0	10280652	27.2931	0	10280652	27.2931	0	0.0000	0	0.0000	7943723	
(C)	Non Promoter - Non Public				0	0			0		0	0.0000		0.0000		
(C1)	Shares Underlying DRs	0	0	0	0	0	0.0000	0	0	0.0000	0	0.0000	0	0.0000	0	
(C2)	Shares Held By Employee Trust	0	0	0	0	0	0.0000	0	0	0.0000	0	0.0000	0	0.0000	0	
	Total	23281	37667628	0	0	37667628	100.0000	0	37667628	100.0000	0	0.0000	0	0.0000	35330691	



BF INVESTMENT

BF Investment Limited
Table II - Statement showing shareholding pattern of the Promoter and Promoter Group

2	Category & Name of the shareholders	PAN	Nos. of shareholders	No. of fully paid up equity shares held	Partly paid-up equity shares held	No. of shares underlying Depository Receipts	Total nos. shares held (VII) = (IV)+(V)+(VI)	Shareholding % calculate as per SCRR, 1957 As a % of (A+B+C2) X	Number of Voting Rights held in each class of securities		No. of Shares Underlying Outstanding convertible securities (including Warrants)	Shareholding, as a % assuming full conversion of convertible securities (as a percentage of diluted share capital) (XI) = (VII)+(X) As a % of (A+B+C2)	Number of Shares Locked in shares		Number of Shares pledged or otherwise	Number of equity shares held in dematerialised form
									No of Voting Rights	Total			As a % of total Shares held(b) (a)	No. Shares held(b) (a)		
(a)	Individuals (Non-Resident Individuals / Foreign Individuals)	(II)	(III)	(IV)	(V)	(VI)	(VII) = (IV)+(V)+(VI)	(VIII) As a % of (A+B+C2)	(IX)	(X)	(XI)	(XII)	(XIII)	(XIV)		
(a)	Foreign Individuals (Non-Resident Individuals / Foreign Individuals)		0	0	0	0	0	0.0000	0	0	0	0.0000	0	0.0000	0	0
(b)	Government		0	0	0	0	0	0.0000	0	0	0	0.0000	0	0.0000	0	0
(c)	Institutions		0	0	0	0	0	0.0000	0	0	0	0.0000	0	0.0000	0	0
(d)	Foreign Portfolio Investor		0	0	0	0	0	0.0000	0	0	0	0.0000	0	0.0000	0	0
(e)	Any Other (Specify)		0	0	0	0	0	0.0000	0	0	0	0.0000	0	0.0000	0	0
	Sub Total (A)(2)		0	0	0	0	0	0.0000	0	0	0	0.0000	0	0.0000	0	0
	Total Shareholding Of Promoter And Promoter Group (A) = (A)(1)+(A)(2)		21	27386976	0	0	27386976	72.7069	27386976	0	27386976	72.7069	0	0.0000	0	27386968



Details of Shares which remain unclaimed may be given hear along with details such as number of shareholders, outstanding shares held in demat/ unclaimed suspense account, voting rights which are frozen etc.

Not
(1) PAN would not be displayed on website of Stock Exchange(s)
(2) The term 'Encumbrance' has the same meaning as assigned under regulation 28(3) of SEBI (Substantial Acquisition of Shares and Takeovers) Regulations, 2011.

BF INVESTMENT

BF Investment Limited
Table III - Statement showing shareholding pattern of the Public shareholder


Category & Name of the shareholders	PAN	(i)	(ii)	(iii)	(iv)	(v)	(vi)	(vii) = (iv)+(v)+ (vi)	Shareholding % calculated as per SCRR, 1957 As a % of (A+B+C2)	Number of Voting Rights held in each class of securities			No. of Shares Underlying Outstanding convertible securities (including Warrants)	Shareholding, as a % assuming full conversion of convertible securities as a percentage of diluted share capital	Number of Locked in shares		Number of Shares pledged or otherwise encumbered	Number of equity shares held in dematerialised form				
										No. of fully paid up equity shares held	Partly paid-up equity shares held	No. of shares underlying Depository Receipts			Total nos. shares held	Class eg: X			Class eg: Y	Total (A+B+C)	No. (a)	No. (b)
1. Institutions																						
(a) Mutual Fund		7	333716	0	0	0	333716	0.8859	0.8859	0	333716	0.8859	0	0.8859	0	0.0000	NA	333526				
(b) Venture Capital Funds		0	0	0	0	0	0	0.0000	0.0000	0	0	0.0000	0	0.0000	0	0.0000	NA	0				
(c) Alternate Investment Funds		0	0	0	0	0	0	0.0000	0.0000	0	0	0.0000	0	0.0000	0	0.0000	NA	0				
(d) Foreign Venture Capital Investors		0	0	0	0	0	0	0.0000	0.0000	0	0	0.0000	0	0.0000	0	0.0000	NA	0				
(e) Foreign Portfolio Investor		6	254897	0	0	0	254897	0.6767	0.6767	0	254897	0.6767	0	0.6767	0	0.0000	NA	254847				
(f) Financial Institutions / Banks		17	31455	0	0	0	31455	0.0835	0.0835	0	31455	0.0835	0	0.0835	0	0.0000	NA	29751				
(g) Insurance Companies		1	160127	0	0	0	160127	0.4251	0.4251	0	160127	0.4251	0	0.4251	0	0.0000	NA	160127				
(h) Provident Funds/ Pension Funds		0	0	0	0	0	0	0.0000	0.0000	0	0	0.0000	0	0.0000	0	0.0000	NA	0				
(i) Any Other (Specify)		0	0	0	0	0	0	0.0000	0.0000	0	0	0.0000	0	0.0000	0	0.0000	NA	0				
Sub Total (B)(1)		31	780195	0	0	0	780195	2.0713	2.0713	0	780195	2.0713	0	2.0713	0	0.0000	NA	778251				
Central Government/ State Government(s)/ President of India		0	0	0	0	0	0	0.0000	0.0000	0	0	0.0000	0	0.0000	0	0.0000	NA	0				
Sub Total (B)(2)		0	0	0	0	0	0	0.0000	0.0000	0	0	0.0000	0	0.0000	0	0.0000	NA	0				
3 Non-Institutions																						
(a) Individuals																						
i. Individual shareholders holding nominal share capital up to Rs. 2 lakhs.		22003	4746955	0	0	0	4746955	12.6022	12.6022	0	4746955	12.6022	0	12.6022	0	0.0000	NA	3997212				
ii. Individual shareholders holding nominal share capital in excess of Rs. 2 lakhs.		11	804835	0	0	0	804835	2.1367	2.1367	0	804835	2.1367	0	2.1367	0	0.0000	NA	804835				
(b) NBFCs registered with RBI		0	0	0	0	0	0	0.0000	0.0000	0	0	0.0000	0	0.0000	0	0.0000	NA	0				
(c) Employee Trusts		0	0	0	0	0	0	0.0000	0.0000	0	0	0.0000	0	0.0000	0	0.0000	NA	0				
(d) Overseas Depositories(holding DRs) (balancing figure)		0	0	0	0	0	0	0.0000	0.0000	0	0	0.0000	0	0.0000	0	0.0000	NA	0				



BF INVESTMENT

BF Investment Limited
Table III - Statement showing shareholding pattern of the Public shareholder

Category & Name of the shareholders	PAN	(i)	(ii)	(iii)	(iv)	(v)	(vi)	(vii) = (iv)+(v)+ (vi)	Shareholding calculated as per SCRR, 1957 As a % of (A+B+C2)	Number of Voting Rights held in each class of securities			No. of Shares Underlying Outstanding convertible securities (including Warrants)	Shareholding, as a % assuming full conversion of convertible securities as a percentage of diluted share capital) (XII)=(VII)+(X) As a % of (X)	Number of Locked in shares		Number of Shares pledged or otherwise encumbered	Number of equity shares held in dematerialised form				
										No. of fully paid up equity shares held	Partly paid-up equity shares held	No. of shares underlying Depository Receipts			Class eg: X	Class eg: Y			Total	As a % of total Shares held(b)	No. (a)	No. (b)
(e) Any Other (Specify)																						
Trusts		1215	3948667	0	0	3948667	0	3948667	10.4829	0	10.4829	0	0.0000	0	0.0000	NA	NA	2363425				
Hindu Undivided Family		13	344487	0	0	344487	0	344487	0.9145	0	0.9145	0	0.0000	0	0.0000	NA	NA	344487				
Non Resident Indians (Non Repat)		510	403833	0	0	403833	0	403833	1.0721	0	1.0721	0	0.0000	0	0.0000	NA	NA	403833				
Non Resident Indians (Repat)		91	52604	0	0	52604	0	52604	0.1397	0	0.1397	0	0.0000	0	0.0000	NA	NA	49450				
Overseas Bodies Corporates		85	57528	0	0	57528	0	57528	0.1527	0	0.1527	0	0.0000	0	0.0000	NA	NA	55687				
Clearing Member		1	350	0	0	350	0	350	0.0009	0	0.0009	0	0.0000	0	0.0000	NA	NA	350				
Bodies Corporate		164	220484	0	0	220484	0	220484	0.5853	0	0.5853	0	0.0000	0	0.0000	NA	NA	220484				
Krutadnya Management And Trading Services Llp	AANFK3728N	351	2869381	0	0	2869381	0	2869381	7.6176	0	7.6176	0	0.0000	0	0.0000	NA	NA	1289134				
Sub Total (B)(3)		23229	9500457	0	0	9500457	0	9500457	25.2218	0	25.2218	0	0.0000	0	0.0000	NA	NA	7165472				
Total Public Shareholding (B) = (B)(1)+(B)(2)+(B)(3)		23260	10280652	0	0	10280652	0	10280652	27.2931	0	27.2931	0	0.0000	0	0.0000	NA	NA	7943723				



Details of the shareholders acting as persons in Concert including their Shareholding (No. and %):

No. of shareholders	No. of Shares

Details of Shares which remain unclaimed may be given hear along with details such as number of shareholders, outstanding shares held in demat/unclaimed suspense account, voting rights which are frozen etc.

Not

(1) PAN would not be displayed on website of Stock Exchange(s).

(2) The above format needs to disclose name of all holders holding more than 1% of total number of shares

(3) W.r.t. the information pertaining to Depository Receipts, the same may be disclosed in the respective columns to the extent information available and the balance to be disclosed as held by custodian.

BF INVESTMENT

BF Investment Limited

Table IV - Statement showing shareholding pattern of the Non Promoter- Non Public shareholder

Category & Name of the shareholders	PAN	Nos. of share holders	No. of fully paid up equity shares held	Partly paid-up equity shares held	No. of shares underlying Depository Receipts	Shareholding % calculated as per SCRR, 1957 As a % of (A+B+C2)	Number of Voting Rights held in each class of securities			Shareholding, as a % assuming full conversion of convertible securities (as a percentage of diluted share capital)	Number of Locked in shares	Number of Shares pledged or otherwise encumbered	Number of equity shares held in dematerialised form				
							No of Voting Rights	Class eg: X	Class eg: y					Total (A+B+C)	No. of Underlying Outstanding convertible securities (including Warrants)	As a % of total Shares held(b) (a)	As a % of total Shares held(b) (a)
1 Custodian/DR Holder Employee Benefit Trust (under SEBI (Share based Employee Benefit) Regulations, 2014)	(II)	(III)	(IV)	(V)	(VI)	(VII) = (IV)+(V)+ (VI)	(VIII) As a % of (A+B+C2)	0	0	0	0	0	0				
2 Total Non-Promoter- Non Public Shareholding (C)= (C1)+(C)2)		0	0	0	0	0	0.0000	0	0	0	0	0	0				

Not

(1) PAN would not be displayed on website of Stock Exchange(s).

(2) The above format needs to disclose name of all holders holding more than 1% of total number of shares

(3) W.r.t. the information pertaining to Depository Receipts, the same may be disclosed in the respective columns to the extent information available and the balance to be disclosed as held by

