

# BF INVESTMENT

BFUL/NSE/BSE/

October 10, 2017

The Secretary,  
National Stock Exchange of India Ltd.  
Exchange Plaza, Bandra-Kurla Complex  
Bandra (E)  
Mumbai 400 051  
Symbol : BFINVEST

Dept. of Corporate Services  
BSE Ltd.  
Phiroze Jeejeebhoy Towers,  
Dalal Street,  
Mumbai 400 001.  
Scrip Code - 533303

Kind Attn : Ms.Neha Gada, Manager,

Dear Sir,

**Re :- Regulation 31 of SEBI (Listing Obligations and Disclosure Requirements) Regulations, 2015 – Shareholding pattern as on 30<sup>th</sup> September, 2017**

As required under Regulation 31 of SEBI (Listing Obligations and Disclosure Requirements) Regulations, 2015 we are sending herewith shareholding pattern of the company in the prescribed format for the quarter ended 30<sup>th</sup> September, 2017.

Thanking you,

Yours faithfully,  
For BF Investment Limited

  
S. R. Kshirsagar  
Company Secretary

Encls :- As above.



**KALYANI**  
GROUP COMPANY

BF INVESTMENT LIMITED, MUNDHWA, PUNE CANTONMENT, PUNE 411 036, MAHARASHTRA, INDIA

Phone : +91-20-26822552, 26702777 Fax : +91-20-26823061

Email : bfinvestment@vsnl.net

# BF INVESTMENT

Shareholding Pattern under Regulation 31 of SEBI (Listing Obligations and Disclosure Requirements) Regulations, 2015


1.	Name of Listed Entity: BF Investment Limited
2.	Scrip Code/Name of Scrip/Class of Security: 533303
3.	Share Holding Pattern Filed under: Reg. 31(1)(a)/Reg. 31(1)(b)/Reg.31(1)(c)
	a. If under 31(1)(b) then indicate the report for Quarter ending : 30th September, 2017
	b. If under 31(1)(c) then indicate date of allotment/extinguishment
4.	Declaration: The Listed entity is required to submit the following declaration to the extent of submission of information:-

	Particulars	Yes*	No*
1	Whether the Listed Entity has issued any partly paid up shares?		No
2	Whether the Listed Entity has issued any Convertible Securities or Warrants?		No
3	Whether the Listed Entity has any shares against which depository receipts are issued?		No
4	Whether the Listed Entity has any shares in locked-in?		No
5	Whether any shares held by promoters are pledge or otherwise encumbered?		No

\* If the Listed Entity selects the option 'No' for the questions above, the columns for the partly paid up shares, Outstanding Convertible Securities/Warrants, depository receipts, locked-in shares, No of shares pledged or otherwise encumbered by promoters, as applicable, shall not be displayed at the time of dissemination on the Stock Exchange website. Also wherever there is 'No' declared by Listed Entity in above table the values will be considered as 'Zero' by default on submission of the format of holding of specified securities.



# BF INVESTMENT



## BF Investment Limited

Table I - Summary Statement holding of specified securities

Category	Category of shareholder	Nos. of shareholders	No. of fully paid up equity shares held	No. of Partly paid-up equity shares held	No. of shares underlying Depository Receipts	Total nos. shares held	(VII) = (IV)+(V)+(VI)	(VIII) As a % of (A+B+C2)	Number of Voting Rights held in each class of securities			No. of Shares Underlying Outstanding convertible securities (including Warrants)	Shareholding, as a % assuming full conversion of convertible securities (as a percentage of diluted share capital)	Number of Locked in shares		Number of Shares pledged or otherwise encumbered		Number of equity shares held in dematerialised form	
									Class eg: X	Class eg: Y	Total			(IX)	(X)	(a)	(b)		(a)
(I)	(II)																		
(A)	Promoter & Promoter Group	21	27386976	0	0	27386976	27386976	72.7069	0	27386976	72.7069	0	0.0000	0	0.0000	0	0.0000	27386968	
(B)	Public	23121	10280652	0	0	10280652	10280652	27.2931	0	10280652	27.2931	0	0.0000	0	0.0000	NA	NA	7957842	
(C)	Non Promoter - Non Public																		
(C1)	Shares Underlying DRs	0	0	0	0	0	0	0.0000	0	0	0.0000	0	0.0000	0	0.0000	NA	NA	0	
(C2)	Shares Held By Employee Trust	0	0	0	0	0	0	0.0000	0	0	0.0000	0	0.0000	0	0.0000	NA	NA	0	
	<b>Total</b>	<b>23142</b>	<b>37667628</b>	<b>0</b>	<b>0</b>	<b>37667628</b>	<b>37667628</b>	<b>100.0000</b>	<b>0</b>	<b>37667628</b>	<b>100.0000</b>	<b>0</b>	<b>0.0000</b>	<b>0</b>	<b>0.0000</b>	<b>0</b>	<b>0.0000</b>	<b>35344810</b>	

# BF INVESTMENT



**Table II - Statement showing shareholding pattern of the Promoter and Promoter Group**

Sl. No.	Category & Name of the shareholders	(i)	(ii)	(iii)	(iv)	(v)	(vi)	(vii) = (iv)+(v)+(vi)	(viii) As a % of (A+B+C) 2)	Number of Voting Rights held in each class of securities			(ix)	(x) = (vii)+(x) As a % of (A+B+C2)	Number of Shares		(xiv)
										No. of fully paid up equity shares held	Partly paid-up equity shares held	No. of shares underlying Depository Receipts			Shareholding calculated as per SCRR, 1957 As a % of (A+B+C) 2)	No of Voting Rights	
1	Indian																
(a)	Individuals / Hindu Undivided Family																
	Gaurishankar Neelkanth Kalyani		8	102942	0	0	0	102942	0.2733	102942	0	0	0.2733	0	0.0000	0	102934
	Amit Babasaheb Kalyani		1	63779	0	0	0	63779	0.1693	63779	0	0	0.1693	0	0.0000	0	63779
	Babasaheb Neelkanth Kalyani		1	28270	0	0	0	28270	0.0751	28270	0	0	0.0751	0	0.0000	0	28270
	Rohini Gaurishankar Kalyani		1	7204	0	0	0	7204	0.0191	7204	0	0	0.0191	0	0.0000	0	7204
	Dr. Meera Kheny		1	2000	0	0	0	2000	0.0053	2000	0	0	0.0053	0	0.0000	0	2000
	Ashok Kumar Khieny		1	700	0	0	0	700	0.0019	700	0	0	0.0019	0	0.0000	0	700
	Sugandha Jai Hiremth		1	581	0	0	0	581	0.0015	581	0	0	0.0015	0	0.0000	0	581
	Sulochana Neelkanth Kalyani		1	400	0	0	0	400	0.0011	400	0	0	0.0011	0	0.0000	0	400
(b)	Central Government / State Government(s)		0	0	0	0	0	0	0.0000	0	0	0	0.0000	0	0.0000	0	0
(c)	Financial Institutions / Banks		0	0	0	0	0	0	0.0000	0	0	0	0.0000	0	0.0000	0	0
(d)	Any Other (Specify)		0	0	0	0	0	0	0.0000	0	0	0	0.0000	0	0.0000	0	0
	Bodies Corporate		13	27284034	0	0	0	27284034	72.4336	27284034	0	0	72.4336	0	0.0000	0	27284034
	Ajinkya Investment And Trading Company		1	10292103	0	0	0	10292103	27.3235	10292103	0	0	27.3235	0	0.0000	0	10292103
	Sundaram Trading And Investment Pvt Ltd		2	9543068	0	0	0	9543068	25.3349	9543068	0	0	25.3349	0	0.0000	0	9543068
	Ksi Holdings Private Limited		1	5054091	0	0	0	5054091	13.4176	5054091	0	0	13.4176	0	0.0000	0	5054091
	Pih Finvest Company Limited		1	1424885	0	0	0	1424885	3.7828	1424885	0	0	3.7828	0	0.0000	0	1424885
	Jannhavi Investment Private Limited		1	458514	0	0	0	458514	1.2173	458514	0	0	1.2173	0	0.0000	0	458514
	Rajgad Trading Company Pvt.Ltd.		1	151674	0	0	0	151674	0.4027	151674	0	0	0.4027	0	0.0000	0	151674
	Kalyani Consultants Pvt.Ltd.		1	149500	0	0	0	149500	0.3969	149500	0	0	0.3969	0	0.0000	0	149500
	Dandakaranya Investment And Trading Pvt.Ltd.		1	95000	0	0	0	95000	0.2522	95000	0	0	0.2522	0	0.0000	0	95000
	Campanula Investment & Finance Pvt.Ltd		1	61389	0	0	0	61389	0.1630	61389	0	0	0.1630	0	0.0000	0	61389
	Cornflower Investment & Finance Pvt.Ltd		1	41900	0	0	0	41900	0.1112	41900	0	0	0.1112	0	0.0000	0	41900
	Hastinapur Investment & Trading Pvt.Ltd		1	6267	0	0	0	6267	0.0166	6267	0	0	0.0166	0	0.0000	0	6267
	Dronacharya Investment & Trading Pvt.Ltd		1	5643	0	0	0	5643	0.0150	5643	0	0	0.0150	0	0.0000	0	5643
	Sub Total (A)(1)		21	27386976	0	0	0	27386976	72.7069	27386976	0	0	72.7069	0	0.0000	0	27386968

*[Signature]*

# BF INVESTMENT

## BF Investment Limited

Table II - Statement showing shareholding pattern of the Promoter and Promoter Group

Category & Name of the shareholders	PAN	(i)	(ii)	(iii)	(iv)	(v)	(vi)	(vii) = (iv)+(v)+(vi)	(viii) As a % of (A+B+C 2)	Number of Voting Rights held in each class of securities			No. of Shares Underlying Outstanding convertible securities (including percentage of diluted share capital)	Shareholding, assuming full conversion of convertible securities (as a percentage of diluted share capital)	Number of Shares		Number of equity shares held in dematerialised form		
										Class eg: X	Class eg: Y	Total			No. Shares held (a)	As a % of total (b)		No. Shares held (a)	As a % of total (b)
2 Foreign																			
(a) Individuals (Non-Resident Individuals / Foreign Individuals)																			
(b) Government																			
(c) Institutions																			
(d) Foreign Portfolio Investor																			
(e) Any Other (Specify)																			
Sub Total (A)(2)																			
Total Shareholding Of Promoter And Promoter Group (A)= (A)(1)+(A)(2)				21	27386976	0	0	27386976	72.7069	72.7069	0	27386976	72.7069	0	72.7069	0	0.0000	0	0.0000

Details of Shares which remain unclaimed may be given hear along with details such as number of shareholders, outstanding shares held in demat/unclaimed suspense account, voting rights which are frozen etc.


Note :

(1) PAN would not be displayed on website of Stock Exchange(s)

(2) The term 'Encumbrance' has the same meaning as assigned under regulation 28(3) of SEBI (Substantial Acquisition of Shares and Takeovers) Regulations, 2011.




# BF INVESTMENT



BF Investment Limited																			
Table III - Statement showing shareholding pattern of the Public shareholder																			
Category & Name of the shareholders	(I)	(II)	(III)	(IV)	(V)	(VI)	(VII) = (IV)+(V)+(VI)	Shareholding % calculated as per SCRR, 1957 As a % of (A+B+C)	Number of Voting Rights held in each class of securities			No. of Shares Underlying Outstanding convertible securities (including Warrants)	Shareholding, as a % assuming full conversion of convertible securities as a percentage of diluted share capital (XI) = (VII)+(X) As a % of (A+B+C2)	Number of Locked in shares		Number of Shares pledged or otherwise encumbered			
									No. of fully paid up equity shares held	Partly paid up equity shares held	No. of shares under lying Depository Receipts			X	Class eg: eg-y	Total	(IX)	(X)	(XII)
1. Institutions																			
(a) Mutual Fund			7	333716	0	0	333716	0.8859	333716	0	0	0	333716	0.8859	0	0.0000	NA	333526	
(b) Venture Capital Funds			0	0	0	0	0	0.0000	0	0	0	0	0.0000	0	0.0000	NA	NA	0	
(c) Alternate Investment Funds			0	0	0	0	0	0.0000	0	0	0	0	0.0000	0	0.0000	NA	NA	0	
(d) Foreign Venture Capital Investors			0	0	0	0	0	0.0000	0	0	0	0	0.0000	0	0.0000	NA	NA	0	
(e) Foreign Portfolio Investor			13	378577	0	0	378577	1.0050	378577	0	0	0	378577	1.0050	0	0.0000	NA	378527	
(f) Financial Institutions / Banks			17	61114	0	0	61114	0.1622	61114	0	0	0	61114	0.1622	0	0.0000	NA	59410	
(g) Insurance Companies			1	160127	0	0	160127	0.4251	160127	0	0	0	160127	0.4251	0	0.0000	NA	160127	
(h) Provident Funds/ Pension Funds			0	0	0	0	0	0.0000	0	0	0	0	0.0000	0	0.0000	NA	NA	0	
(i) Any Other (Specify)			0	0	0	0	0	0.0000	0	0	0	0	0.0000	0	0.0000	NA	NA	0	
(f) Sub Total (B)(1)			38	933534	0	0	933534	2.4783	933534	0	0	0	933534	2.4783	0	0.0000	NA	931590	
2. Central Government/ State Government(s)/ President of India																			
Sub Total (B)(2)			0	0	0	0	0	0.0000	0	0	0	0	0.0000	0	0.0000	NA	NA	0	
3. Non-Institutions																			
(a) Individuals																			
i. Individual shareholders holding nominal share capital up to Rs. 2 lakhs.			21671	4643404	0	0	4643404	12.3273	4643404	0	0	0	4643404	12.3273	0	0.0000	NA	3907780	
ii. Individual shareholders holding nominal share capital in excess of Rs. 2 lakhs.			10	714478	0	0	714478	1.8968	714478	0	0	0	714478	1.8968	0	0.0000	NA	714478	
(b) NBFCs registered with RBI			0	0	0	0	0	0.0000	0	0	0	0	0.0000	0	0.0000	NA	NA	0	
(c) Employee Trusts			0	0	0	0	0	0.0000	0	0	0	0	0.0000	0	0.0000	NA	NA	0	
(d) Overseas Depositories(holding DRs) (balancing figure)			0	0	0	0	0	0.0000	0	0	0	0	0.0000	0	0.0000	NA	NA	0	

# BF INVESTMENT

BF Investment Limited																	
Table III - Statement showing shareholding pattern of the Public shareholder																	
Category & Name of the shareholders	(I)	(II)	(III)	(IV)	(V)	(VI)	(VII) = (IV)+(V)+(VI) as a % of (A+B+C)	Shareholding % calculated as per SCRR, 1957 As a % of (A+B+C)	Number of Voting Rights held in each class of securities			No. of Shares Underlying Outstanding convertible securities (including Warrants)	Shareholding as a % assuming full conversion of convertible securities as a percentage of diluted share capital (X) = (VII)+(X) AS a % of (A+B+CZ)	Number of Locked in shares		Number of Shares pledged or otherwise encumbered	
									No. of fully paid up shares held	No. of partly paid up equity shares held	Depository Receipts held			Total nos. shares held	Class eg: X	Class eg: Y	Total
(e) Any Other (Specify)																	
Trusts			1402	3989236	0	0	3989236	10.5906	3989236	0	3989236	10.5906	0	0.0000	0	0.0000	2403994
Hindu Undivided Family			14	346487	0	0	346487	0.9199	346487	0	346487	0.9199	0	0.0000	0	0.0000	346487
Non Resident Indians (Non Repat)			89	356066	0	0	356066	0.9453	356066	0	356066	0.9453	0	0.0000	0	0.0000	356066
Non Resident Indians (Repat)			109	55992	0	0	55992	0.1486	55992	0	55992	0.1486	0	0.0000	0	0.0000	52838
Overseas Bodies Corporates			1	71554	0	0	71554	0.1900	71554	0	71554	0.1900	0	0.0000	0	0.0000	69713
Clearing Member			1	350	0	0	350	0.0009	350	0	350	0.0009	0	0.0000	0	0.0000	350
Bodies Corporate			326	204058	0	0	204058	0.5417	204058	0	204058	0.5417	0	0.0000	0	0.0000	204058
Krutadiya Management And Trading Services LLP			379	2954729	0	0	2954729	7.8442	2954729	0	2954729	7.8442	0	0.0000	0	0.0000	1374482
Sub Total (B)(3)			23083	1568600	0	0	1568600	4.1643	1568600	0	1568600	4.1643	0	0.0000	0	0.0000	0
Total Public Shareholding (B) = (B)(1)+(B)(2)+(B)(3)			23121	9347118	0	0	9347118	24.8147	9347118	0	9347118	24.8147	0	0.0000	0	0.0000	7026252
			23121	10280652	0	0	10280652	27.2931	10280652	0	10280652	27.2931	0	0.0000	0	0.0000	7957842


Details of the shareholders acting as persons in Concert including their Shareholding (No. and %):

No. of shareholders	No. of Shares

Details of Shares which remain unclaimed may be given hear along with details such as number of shareholders, outstanding shares held in demat/unclaimed suspense account, voting rights which are frozen etc.

Note :

- (1) PAN would not be displayed on website of Stock Exchange(s).
- (2) The above format needs to disclose name of all holders holding more than 1% of total number of shares
- (3) W.r.t. the information pertaining to Depository Receipts, the same may be disclosed in the respective columns to the extent information available and the balance to be disclosed as held-by-custodian.



# BF INVESTMENT

## BF Investment Limited

Table IV - Statement showing shareholding pattern of the Non Promoter- Non Public shareholder

Category & Name of the shareholders	PAN	Nos. of shareholders	No. of fully paid up equity shares held	Partly paid-up equity shares held	No. of shares underlying Depository Receipts	Shareholding % calculated as per SCRR, 1957 As a % of (A+B+C2)	Number of Voting Rights held in each class of securities			Shareholding, as a % assuming full conversion of convertible securities (as a percentage of diluted share capital)	Number of Locked in shares		Number of Shares pledged or otherwise encumbered		Number of equity shares held in dematerialised form		
							No of Voting Rights	Class eg: X	Class eg: Y		Total	No. of Shares Underlying Outstanding convertible securities (including Warrants)	No. (a)	No. (b)		As a % of total Shares held (a)	As a % of total Shares held (b)
1	(I)	0	0	0	0	0.0000	0	0	0	0.0000	0	0.00	NA	NA	0		
Custodian/DR Holder Employee Benefit Trust (under SEBI (Share based Employee Benefit) Regulations, 2014)																	
2		0	0	0	0	0.0000	0	0	0	0.0000	0	0.00	NA	NA	0		
Total Non-Promoter- Non Public Shareholding (C)= (C)(1)+(C)(2)		0	0	0	0	0.0000	0	0	0	0.0000	0	0.00	NA	NA	0		

Not

(1) PAN would not be displayed on website of Stock Exchange(s).

(2) The above format needs to disclose name of all holders holding more than 1% of total number of shares

(3) W.r.t. the information pertaining to Depository Receipts, the same may be disclosed in the respective columns to the extent information available and the balance to be

