

# B F I N V E S T M E N T

BFUL/NSE/BSE/

October 10, 2018

The Secretary,  
National Stock Exchange of India Ltd.  
Exchange Plaza, Bandra-Kurla Complex  
Bandra (E)  
Mumbai 400 051  
Symbol : BFINVEST

Dept. of Corporate Services  
BSE Ltd.  
Phiroze Jeejeebhoy Towers,  
Dalal Street,  
Mumbai 400 001.  
Scrip Code - 533303

Kind Attn : Ms.Neha Gada, Manager,

Dear Sir,

**Re :- Regulation 31 of SEBI (Listing Obligations and Disclosure Requirements) Regulations, 2015 – Shareholding pattern as on 30<sup>th</sup> September, 2018**

As required under Regulation 31 of SEBI (Listing Obligations and Disclosure Requirements) Regulations, 2015 we are sending herewith shareholding pattern of the company in the prescribed format for the quarter ended 30<sup>th</sup> September, 2018.

Thanking you,

Yours faithfully,  
For BF Investment Limited



S. R. Kshirsagar  
Company Secretary

Encls :- As above.



Correspondence Address:  
Cyber City, Tower 15, Level 6, Office 602,  
Magarpatta City, Hadapsar, Pune 411013.

**KALYANI** Phone: +91-20-6629 2550/26  
GROUP COMPANY

CIN:L65993PN2009PLC134021


## BF Investment Limited

Shareholding Pattern under Regulation 31 of SEBI (Listing Obligations and Disclosure Requirements) Regulations, 2015

1.	Name of Listed Entity: BF Investment Limited
2.	Scrip Code/Name of Scrip/Class of Security: 533303
3.	Share Holding Pattern Filed under: Reg. 31(1)(a)/Reg. 31(1)(b)/Reg.31(1)(c)
	a. If under 31(1)(b) then indicate the report for Quarter ending 30/09/2018
	b. If under 31(1)(c) then indicate date of allotment/extinguishment
4.	Declaration: The Listed entity is required to submit the following declaration to the extent of submission of information:-

	Particulars	Yes*	No*
1	Whether the Listed Entity has issued any partly paid up shares?		No
2	Whether the Listed Entity has issued any Convertible Securities or Warrants?		No
3	Whether the Listed Entity has any shares against which depository receipts are issued?		No
4	Whether the Listed Entity has any shares in locked-in?		No
5	Whether any shares held by promoters are pledge or otherwise encumbered?		No

\* If the Listed Entity selects the option 'No' for the questions above, the columns for the partly paid up shares, Outstanding Convertible Securities/Warrants, depository receipts, locked-in shares, No of shares pledged or otherwise encumbered by promoters, as applicable, shall not be displayed at the time of dissemination on the Stock Exchange website. Also wherever there is 'No' declared by Listed Entity in above table the values will be considered as 'Zero' by default on submission of the format of holding of specified securities.



**BF Investment Limited**

**Table I - Summary Statement holding of specified securities**

Category of shareholder	Nos. of shareholders	No. of fully paid up equity shares held	No. of Partly paid-up equity shares held	No. of shares underlying Depository Receipts	Total nos. shares held (VII) = (IV)+(V)+(VI)	Shareholding as a % of total no. of shares (calculate as per SCRR, 1957)	Number of Voting Rights held in each class of securities			No. of Shares Underlying Outstanding convertible securities (including Warrants)	Shareholding, as a % assuming full conversion of convertible securities (as a percentage of diluted share capital)	Number of Locked in shares		Number of Shares pledged or otherwise encumbered		Number of equity shares held in dematerialised form	
							Class eg: X	Class eg: y	Total			As a % of total Shares held(b)	No. Shares held(a)	As a % of total Shares held(b)	No. Shares held(a)		As a % of total Shares held(b)
(II) Promoter & Promoter Group	21	27640976			27640976	73.3812	0	27640976	0	73.3812	0	0.0000	0	0.0000	0	27640968	
Public	23097	10026652			10026652	26.6188	0	10026652	0	26.6188	0	0.0000	NA	NA	NA	7736582	
Non Promoter - Non Public																	
Shares Underlying DRs	0	0	0	0	0	0.0000	0	0	0	0.0000	0	0.0000	NA	NA	NA	0	
Shares Held By Employee Trust	0	0	0	0	0	0.0000	0	0	0	0.0000	0	0.0000	NA	NA	NA	0	
<b>Total</b>	<b>23118</b>	<b>37667628</b>			<b>37667628</b>	<b>100.0000</b>	<b>0</b>	<b>37667628</b>	<b>0</b>	<b>100.0000</b>	<b>0</b>	<b>0.0000</b>	<b>0</b>	<b>0.0000</b>	<b>0</b>	<b>35377550</b>	




*[Handwritten Signature]*

**BF Investment Limited**

**Table II - Statement showing shareholding pattern of the Promoter and Promoter Group**

Category & Name of the shareholders	(I)	(II)	(III)	(IV)	(V)	No. of shares underlying Depository Receipts	(VI)	Shareholding % calculated as per SCRR, 1957 As a % of (A+B+C2)	Number of Voting Rights held in each class of securities			No. of Shares Underlying convertible securities (including Warrants)	Shareholding, as a % assuming full conversion of convertible securities (as a percentage of diluted share capital)	Number of Locked in shares		Number of Shares pledged or otherwise encumbered		Number of equity shares held in dematerialised form					
									Nos. of shareholders	No. of fully paid up equity shares held	Partly paid-up equity shares held			Total nos. shares held	Total as a % of (A+B+C)	Class eg: X	Class eg: Y		Total	No. (a)	As a % of total Shares held(b)	No. (a)	As a % of total Shares held(b)
		(VII) = (IV)+(V)+(VI)	(VIII) As a % of (A+B+C2)	(IX)	(X)	(XI)	(XII)	(XIII)	(XIV)														
Individuals / Hindu Undivided Family																							
Surishankar Neelkanth Kalyani		ABAPK7885J	9	106942	0	0	106942	0.2839	0	106942	0.2839	0	0.2839	0	0.0000	0	0.0000	106934					
Pratibha Babasaheb Kalyani		ABAPK7869A	1	63779	0	0	63779	0.1693	0	63779	0.1693	0	0.1693	0	0.0000	0	0.0000	63779					
Pratibha Babasaheb Kalyani		ABIPK5782A	1	7204	0	0	7204	0.0191	0	7204	0.0191	0	0.0191	0	0.0000	0	0.0000	7204					
Pratibha Babasaheb Kalyani		AEXPK3897G	1	4000	0	0	4000	0.0106	0	4000	0.0106	0	0.0106	0	0.0000	0	0.0000	4000					
Pratibha Babasaheb Kalyani		ABGPK1583K	1	2000	0	0	2000	0.0053	0	2000	0.0053	0	0.0053	0	0.0000	0	0.0000	2000					
Pratibha Babasaheb Kalyani		AFIPK6538F	1	700	0	0	700	0.0019	0	700	0.0019	0	0.0019	0	0.0000	0	0.0000	700					
Pratibha Babasaheb Kalyani		AFUPK7508Q	1	581	0	0	581	0.0015	0	581	0.0015	0	0.0015	0	0.0000	0	0.0000	581					
Pratibha Babasaheb Kalyani		AAAPH8169D	1	400	0	0	400	0.0011	0	400	0.0011	0	0.0011	0	0.0000	0	0.0000	400					
Pratibha Babasaheb Kalyani		ABAPK7872P	1	8	0	0	8	0.0000	0	8	0.0000	0	0.0000	0	0.0000	0	0.0000	8					
Pratibha Babasaheb Kalyani			0	0	0	0	0	0.0000	0	0	0.0000	0	0.0000	0	0.0000	0	0.0000	0					
Pratibha Babasaheb Kalyani			0	0	0	0	0	0.0000	0	0	0.0000	0	0.0000	0	0.0000	0	0.0000	0					
Pratibha Babasaheb Kalyani			12	27534034	0	0	27534034	73.0973	0	27534034	73.0973	0	73.0973	0	0.0000	0	0.0000	27534034					
Pratibha Babasaheb Kalyani			12	27534034	0	0	27534034	73.0973	0	27534034	73.0973	0	73.0973	0	0.0000	0	0.0000	27534034					
Pratibha Babasaheb Kalyani		AABCA5459K	1	10292103	0	0	10292103	27.3235	0	10292103	27.3235	0	27.3235	0	0.0000	0	0.0000	10292103					
Pratibha Babasaheb Kalyani		AAACS6027N	1	9793068	0	0	9793068	25.9986	0	9793068	25.9986	0	25.9986	0	0.0000	0	0.0000	9793068					
Pratibha Babasaheb Kalyani		AABCK8510H	1	5054091	0	0	5054091	13.4176	0	5054091	13.4176	0	13.4176	0	0.0000	0	0.0000	5054091					
Pratibha Babasaheb Kalyani		AAACP6085F	1	1424885	0	0	1424885	3.7828	0	1424885	3.7828	0	3.7828	0	0.0000	0	0.0000	1424885					
Pratibha Babasaheb Kalyani		AAACI4428N	1	458514	0	0	458514	1.2173	0	458514	1.2173	0	1.2173	0	0.0000	0	0.0000	458514					
Pratibha Babasaheb Kalyani		AAACR8546F	1	151674	0	0	151674	0.4027	0	151674	0.4027	0	0.4027	0	0.0000	0	0.0000	151674					
Pratibha Babasaheb Kalyani		AAACK7314C	1	149500	0	0	149500	0.3969	0	149500	0.3969	0	0.3969	0	0.0000	0	0.0000	149500					
Pratibha Babasaheb Kalyani		AAACD7367E	1	95000	0	0	95000	0.2522	0	95000	0.2522	0	0.2522	0	0.0000	0	0.0000	95000					
Pratibha Babasaheb Kalyani		AAACG7261L	1	61389	0	0	61389	0.1630	0	61389	0.1630	0	0.1630	0	0.0000	0	0.0000	61389					
Pratibha Babasaheb Kalyani		AAACG7259A	1	41900	0	0	41900	0.1112	0	41900	0.1112	0	0.1112	0	0.0000	0	0.0000	41900					
Pratibha Babasaheb Kalyani		AAACH5159G	1	6267	0	0	6267	0.0166	0	6267	0.0166	0	0.0166	0	0.0000	0	0.0000	6267					
Pratibha Babasaheb Kalyani		AAACD7369L	1	5643	0	0	5643	0.0150	0	5643	0.0150	0	0.0150	0	0.0000	0	0.0000	5643					
<b>Total (A)(1)</b>			<b>21</b>	<b>27640976</b>	<b>0</b>	<b>0</b>	<b>27640976</b>	<b>73.3812</b>	<b>0</b>	<b>27640976</b>	<b>73.3812</b>	<b>0</b>	<b>73.3812</b>	<b>0</b>	<b>0.0000</b>	<b>0</b>	<b>0.0000</b>	<b>27640968</b>					


*(Signature)*  




**BF Investment Limited**

**Table III - Statement showing shareholding pattern of the Public shareholder**

Category & Name of the shareholders	PAN	(I)	(II)	(III)	(IV)	(V)	(VI)	(VII) = (IV)+(V)+(VI)	(VIII) As a % of (A+B+C2)	Number of Voting Rights held in each class of securities			(IX)	(X)	Shareholding, as a % assuming full conversion of convertible securities (as a percentage of diluted share capital)	Number of Locked in shares		Number of Shares pledged or otherwise encumbered		(XIV)				
										No. of fully paid up equity shares held	Partly paid-up equity shares held	No. of shares underlying Depository Receipts				Class eg: X	Class eg: Y	Total	Total as a % of (A+B+C)		No. (a)	As a % of total Shares held(b)	No. (a)	As a % of total Shares held(b)
Individual shareholders holding nominal share capital up to Rs. 2 lakhs.		21826	4597029	0	4597029	0	4597029	12.2042	0.0000	0	4597029	12.2042	0	0.0000	0	0.0000	0	0.0000	NA	NA	3893635			
Individual shareholders holding nominal share capital in excess of Rs. 2 lakhs.		6	418820	0	418820	0	418820	1.1119	0.0000	0	418820	1.1119	0	1.1119	0	0.0000	NA	NA	NA	NA	418820			
Companies registered with RBI		4	157930	0	157930	0	157930	0.4193	0.0000	0	157930	0.4193	0	0.4193	0	0.0000	NA	NA	NA	NA	157930			
Employee Trusts		0	0	0	0	0	0	0.0000	0.0000	0	0	0.0000	0	0.0000	0	0.0000	NA	NA	NA	NA	0			
Reserve Depositories (holding DRs)		0	0	0	0	0	0	0.0000	0.0000	0	0	0.0000	0	0.0000	0	0.0000	NA	NA	NA	NA	0			
Financial Institutions		6	1709	0	1709	0	1709	0.0045	0.0000	0	1709	0.0045	0	0.0045	0	0.0000	NA	NA	NA	NA	1519			
Insurance Companies		0	0	0	0	0	0	0.0000	0.0000	0	0	0.0000	0	0.0000	0	0.0000	NA	NA	NA	NA	0			
Foreign Venture Capital Investors		0	0	0	0	0	0	0.0000	0.0000	0	0	0.0000	0	0.0000	0	0.0000	NA	NA	NA	NA	0			
Significant Shareholders		11	533517	0	533517	0	533517	1.4164	0.4103	0	533517	1.4164	0	1.4164	0	0.0000	NA	NA	NA	NA	533467			
Financial Institutions / Banks		13	154551	0	154551	0	154551	0.4103	0.4103	0	154551	0.4103	0	0.4103	0	0.0000	NA	NA	NA	NA	152847			
Insurance Companies		1	160127	0	160127	0	160127	0.4251	0.4251	0	160127	0.4251	0	0.4251	0	0.0000	NA	NA	NA	NA	160127			
Foreign Venture Capital Investors		0	0	0	0	0	0	0.0000	0.0000	0	0	0.0000	0	0.0000	0	0.0000	NA	NA	NA	NA	0			
Other (Specify)		2	98	0	98	0	98	0.0003	0.0003	0	98	0.0003	0	0.0003	0	0.0000	NA	NA	NA	NA	98			
Foreign Venture Capital Investors		2	98	0	98	0	98	0.0003	0.0003	0	98	0.0003	0	0.0003	0	0.0000	NA	NA	NA	NA	98			
<b>Total (B)(1)</b>		<b>33</b>	<b>850002</b>	<b>0</b>	<b>850002</b>	<b>0</b>	<b>850002</b>	<b>2.2566</b>	<b>2.2566</b>	<b>0</b>	<b>850002</b>	<b>2.2566</b>	<b>0</b>	<b>2.2566</b>	<b>0</b>	<b>0.0000</b>	<b>NA</b>	<b>NA</b>	<b>NA</b>	<b>NA</b>	<b>848058</b>			
Central Government/ State Government(s)/ President of India		0	0	0	0	0	0	0.0000	0.0000	0	0	0.0000	0	0.0000	0	0.0000	NA	NA	NA	NA	0			
<b>Total (B)(2)</b>		<b>0</b>	<b>0</b>	<b>0</b>	<b>0</b>	<b>0</b>	<b>0</b>	<b>0.0000</b>	<b>0.0000</b>	<b>0</b>	<b>0</b>	<b>0.0000</b>	<b>0</b>	<b>0.0000</b>	<b>0</b>	<b>0.0000</b>	<b>NA</b>	<b>NA</b>	<b>NA</b>	<b>NA</b>	<b>0</b>			
Individual shareholders holding nominal share capital up to Rs. 2 lakhs.		21826	4597029	0	4597029	0	4597029	12.2042	0.0000	0	4597029	12.2042	0	12.2042	0	0.0000	0	0.0000	NA	NA	3893635			
Individual shareholders holding nominal share capital in excess of Rs. 2 lakhs.		6	418820	0	418820	0	418820	1.1119	0.0000	0	418820	1.1119	0	1.1119	0	0.0000	NA	NA	NA	NA	418820			
Companies registered with RBI		4	157930	0	157930	0	157930	0.4193	0.0000	0	157930	0.4193	0	0.4193	0	0.0000	NA	NA	NA	NA	157930			
Employee Trusts		0	0	0	0	0	0	0.0000	0.0000	0	0	0.0000	0	0.0000	0	0.0000	NA	NA	NA	NA	0			
Reserve Depositories (holding DRs)		0	0	0	0	0	0	0.0000	0.0000	0	0	0.0000	0	0.0000	0	0.0000	NA	NA	NA	NA	0			



**BF Investment Limited**

**Table III - Statement showing shareholding pattern of the Public shareholder**

Category & Name of the shareholders	PAN	(I)	(II)	(III)	Nos. of shareholders	No. of fully paid up equity shares held	(IV)	Partly paid-up equity shares held	No. of shares underlying Depository Receipts	(V)	(VI)	(VII) = (IV)+(V)+(VI)	Shareholding % calculated as per SCRR, 1957 As a % of (A+B+C2)	(VIII) As a % of (A+B+C2)	Number of Voting Rights held in each class of securities			(IX)	(X)	Shareholding, as a % assuming full conversion of convertible securities as a percentage of diluted share (capital)	Number of Locked in shares		Number of Shares pledged or otherwise encumbered		(XIV)		
															No. of Voting Rights	Class eg: X	Total				No. (a)	As a % of total Shares held(b)	No. (a)	As a % of total Shares held(b)			
																										Total as a % of (A+B+C)	No. (a)
Other (Specify)		1228	4002871	0	0	4002871	10.6268	0	4002871	10.6268	0	4002871	10.6268	0	0.0000	0	0.0000	0	0.0000	0	0.0000	0	0.0000	0	0.0000	0	2418139
Individuals		13	344487	0	0	344487	0.9145	0	344487	0.9145	0	344487	0.9145	0	0.0000	0	0.0000	0	0.0000	0	0.0000	0	0.0000	0	0.0000	0	344487
Resident Indians (Non Repat)		510	374061	0	0	374061	0.9931	0	374061	0.9931	0	374061	0.9931	0	0.0000	0	0.0000	0	0.0000	0	0.0000	0	0.0000	0	0.0000	0	374061
Resident Indians (Repat)		122	89420	0	0	89420	0.2374	0	89420	0.2374	0	89420	0.2374	0	0.0000	0	0.0000	0	0.0000	0	0.0000	0	0.0000	0	0.0000	0	86266
Foreign Bodies Corporates		106	46004	0	0	46004	0.1221	0	46004	0.1221	0	46004	0.1221	0	0.0000	0	0.0000	0	0.0000	0	0.0000	0	0.0000	0	0.0000	0	44163
Foreign Bodies Corporates		1	350	0	0	350	0.0009	0	350	0.0009	0	350	0.0009	0	0.0000	0	0.0000	0	0.0000	0	0.0000	0	0.0000	0	0.0000	0	350
Foreign Member		157	371127	0	0	371127	0.9853	0	371127	0.9853	0	371127	0.9853	0	0.0000	0	0.0000	0	0.0000	0	0.0000	0	0.0000	0	0.0000	0	371127
Foreign Corporate		319	2777422	0	0	2777422	7.3735	0	2777422	7.3735	0	2777422	7.3735	0	0.0000	0	0.0000	0	0.0000	0	0.0000	0	0.0000	0	0.0000	0	1197685
Foreign adnya Management And Trading		1	1568600	0	0	1568600	4.1643	0	1568600	4.1643	0	1568600	4.1643	0	0.0000	0	0.0000	0	0.0000	0	0.0000	0	0.0000	0	0.0000	0	0
Foreign Firms Llp	AANFK3728N	1	1568600	0	0	1568600	4.1643	0	1568600	4.1643	0	1568600	4.1643	0	0.0000	0	0.0000	0	0.0000	0	0.0000	0	0.0000	0	0.0000	0	0
Total (B)(3)		23064	9176650	0	0	9176650	24.3622	0	9176650	24.3622	0	9176650	24.3622	0	0.0000	0	0.0000	0	0.0000	0	0.0000	0	0.0000	0	0.0000	0	6888524
Total Public Shareholding (B)= 1)+(B)(2)+(B)(3)		23097	10026652	0	0	10026652	26.6188	0	10026652	26.6188	0	10026652	26.6188	0	0.0000	0	0.0000	0	0.0000	0	0.0000	0	0.0000	0	0.0000	0	7736582

If the shareholders acting as persons in Concert including their Shareholding (No. and %):


Category	No. of Shares

If Shares which remain unclaimed may be given hear along with details such as number of shareholders, outstanding shares held in demat/unclaimed suspense account, voting rights which are frozen etc.

would not be displayed on website of Stock Exchange(s).

above format needs to disclose name of all holders holding more than 1% of total number of shares

the information pertaining to Depository Receipts, the same may be disclosed in the respective columns to the extent information available and the balance to be disclosed as held by custodian.



**BF Investment Limited**

**Table IV - Statement showing shareholding pattern of the Non Promoter- Non Public shareholder**

Category & Name of the shareholders	PAN	Nos. of shareholders	No. of fully paid up equity shares held	Partly paid-up equity shares held	No. of shares underlying Depository Receipts	Shareholding % calculated as per SCRR, 1957 As a % of (A+B+C2)	Number of Voting Rights held in each class of securities			No. of Shares Underlying Outstanding convertible securities (including Warrants)	Shareholding, as a % assuming full conversion of convertible securities (as a percentage of diluted share capital) (XI) = (VII)+(X) As a % of 0.0000	Number of Locked in shares		Number of Shares pledged or otherwise encumbered		Number of equity shares held in dematerialised form	
							No of Voting Rights	Class eg: X	Class eg: Y			Total	No.	As a % of total Shares held(b)	No.		As a % of total Shares held(b)
(I) Custodian/DR Holder	(II)	0	(IV)	(V)	(VI)	(VII) = (IV)+(V)+ (VI)	(VIII) As a % of (A+B+C2)	0	0	0	0.0000	0	0	0	0	0	
Employee Benefit Trust (under SEBI (Share based Employee Benefit) Regulations, 2014)		0	0	0	0	0	0.0000	0	0	0	0.0000	0	0	0	0	0	
Total Non-Promoter- Non Public shareholding (C) = (C1)+(C2)		0	0	0	0	0	0.0000	0	0	0	0.0000	0	0	0	0	0	

would not be displayed on website of Stock Exchange(s).

above format needs to disclose name of all holders holding more than 1% of total number of shares

the information pertaining to Depository Receipts, the same may be disclosed in the respective columns to the extent information available and the balance to be disclosed as held by custodian.

