

# BF INVESTMENT

CIN:L65993PN2009PLC134021

BFUL/NSE/BSE/

July 17, 2019

National Stock Exchange of India Ltd.  
Exchange Plaza, Bandra-Kurla Complex  
Bandra (E),  
Mumbai – 400 051  
SYMBOL – BFINVEST

BSE Limited  
Phiroze Jeejeebhoy Tower  
Dalal Street, Fort,  
Mumbai – 400 001.  
Scrip Code – 533303

Dear Sir,

**Re :- Regulation 31 of SEBI (Listing Obligations and Disclosure Requirements) Regulations, 2015 – Shareholding pattern as on 30<sup>th</sup> June, 2019**

As required under Regulation 31 of SEBI (Listing Obligations and Disclosure Requirements) Regulations, 2015 we are sending herewith shareholding pattern of the company in the prescribed format for the quarter ended 30<sup>th</sup> June, 2019.

Thanking you,

Yours faithfully,  
For BF Investment Limited



S. R. Kshirsagar  
Company Secretary

Encls :- As above.



**KALYANI**  
GROUP COMPANY

**Correspondence Address:**  
Cyber City, Tower 15, Level 6, Office 602,  
Magarpatta City, Hadapsar, Pune 411013.  
Phone: +91-20-6626 2550/26


## BF Investment Limited

### Shareholding Pattern under Regulation 31 of SEBI (Listing Obligations and Disclosure Requirements) Regulations, 2015

1.	Name of Listed Entity: <b>BF Investment Limited</b>
2.	Scrip Code/Name of Scrip/Class of Security: <b>533303</b>
3.	Share Holding Pattern Filed under: <b>Reg. 31(1)(b)</b>
	a. If under 31(1)(b) then indicate the report for Quarter ending : <b>30th June, 2019</b>
	b. If under 31(1)(c) then indicate date of allotment/extinguishment
4.	Declaration: The Listed entity is required to submit the following declaration to the extent of submission

	Particulars	Yes*	No*
1	Whether the Listed Entity has issued any partly paid up shares?	<input type="checkbox"/>	No
2	Whether the Listed Entity has issued any Convertible Securities or Warrants?	<input type="checkbox"/>	No
3	Whether the Listed Entity has any shares against which depository receipts are issued?	<input type="checkbox"/>	No
4	Whether the Listed Entity has any shares in locked-in?	<input type="checkbox"/>	No
5	Whether any shares held by promoters are pledge or otherwise encumbered?	<input type="checkbox"/>	No

\* If the Listed Entity selects the option 'No' for the questions above, the columns for the partly paid up shares, Outstanding Convertible Securities/Warrants, depository receipts, locked-in shares, No of shares pledged or otherwise encumbered by promoters, as applicable, shall not be displayed at the time of dissemination on the Stock Exchange website. Also wherever there is 'No' declared by Listed Entity in above table the values will be considered as 'Zero' by default on submission of the format of holding of specified securities.



*Satur*

**BF Investment Limited**

**Table I - Summary Statement holding of specified securities**

Category	Category of shareholder	Nos. of shareholders	No. of fully paid up equity shares held	No. of Partly paid-up equity shares held	No. of shares underlying Depository Receipts	Total nos. shares held (VII) = (IV)+(V)+(VI)	Shareholding as a % of total no. of shares (calculate as per SCRR, 1957) (VIII) As a % of (A+B+C2)	Number of Voting Rights held in each class of securities			No. of Shares Underlying Outstanding convertible securities (including Warrants)	Shareholding, as a % assuming full conversion of convertible securities ( as a percentage of diluted share capital) (XI)= (VII)+(X) As a % of (A+B+C2)	Number of Locked in shares		Number of Shares pledged or otherwise encumbered	Number of equity shares held in dematerialised form
								No of Voting Rights		Total as a % of (A+B+C)			No. Shares held(a)	As a % of total Shares held(b)		
								Class eg: X	Class eg: Y							
(A)	Promoter & Promoter Group	20	27640976	0	0	27640976	73.3812	0	27640976	73.3812	0	0.0000	0	0.0000	27640976	
(B)	Public	22395	10026652	0	0	10026652	26.6188	0	10026652	26.6188	0	0.0000	0	0.0000	7809003	
(C)	Non Promoter - Non Public				0	0					0	0.0000	0	0.0000		
(C1)	Shares Underlying DRs	0	0	0	0	0	0.0000	0	0	0.0000	0	0.0000	0	0.0000	0	
(C2)	Shares Held By Employee Trust	0	0	0	0	0	0.0000	0	0	0.0000	0	0.0000	0	0.0000	0	
	<b>Total</b>	<b>22415</b>	<b>37667628</b>	<b>0</b>	<b>0</b>	<b>37667628</b>	<b>100.0000</b>	<b>0</b>	<b>37667628</b>	<b>100.0000</b>	<b>0</b>	<b>0.0000</b>	<b>0</b>	<b>0.0000</b>	<b>35449979</b>	


*Satish*



**BF Investment Limited**

**Table II - Statement showing shareholding pattern of the Promoter and Promoter Group**

Category & Name of the shareholders	(i)	(ii)	(iii)	(iv)	(v)	(vi)	(vii) = (iv)+(v)+ (vi)	(viii) As a % of (A+B+C2)	(ix)			(x)	(xi) = (vii)+(x) As a % of (A+B+C2)	(xii)		(xiv)		
									Number of Voting Rights held in each class of securities		Total as a % of (A+B+C)			No. of Shares Underlying Outstanding & convertible securities (including Warrants)	Number of Locked in shares		Number of Shares pledged or otherwise encumbered	Number of equity shares held in dematerialised form
									No of Voting Rights	Class eg: X eg: Y								
<b>1 Indian</b>																		
<b>(a) Individuals / Hindu Undivided Family</b>																		
Gaurishanker Neelkanth Kalyani		ABAPK7885J	8	106942	0	0	106942	0.2839	0	106942	0	0.2839	0	0.0000	0	106942		
Amit Babasaheb Kalyani		ABAPK7869A	1	63779	0	0	63779	0.1693	0	63779	0	0.1693	0	0.0000	0	63779		
Babasaheb Neelkanth Kalyani		ABIPK5782A	1	28270	0	0	28270	0.0751	0	28270	0	0.0751	0	0.0000	0	28270		
Sunita Babasaheb Kalyani		AEXPK3897G	1	7212	0	0	7212	0.0191	0	7212	0	0.0191	0	0.0000	0	7212		
Rohini Gaurishankar Kalyani		ABGPK1583K	1	4000	0	0	4000	0.0106	0	4000	0	0.0106	0	0.0000	0	4000		
Dr. Meera Kheny		AFIPK6538F	1	2000	0	0	2000	0.0053	0	2000	0	0.0053	0	0.0000	0	2000		
Ashok Kumar Kheny		AFUPK7508Q	1	700	0	0	700	0.0019	0	700	0	0.0019	0	0.0000	0	700		
Sugandha Jai Hiremath		AACPH8169D	1	581	0	0	581	0.0015	0	581	0	0.0015	0	0.0000	0	581		
Sulochana Neelkanth Kalyani		ABAPK7872P	0	400	0	0	400	0.0011	0	400	0	0.0011	0	0.0000	0	400		
Central Government / State Government(s)			0	0	0	0	0	0.0000	0	0	0	0.0000	0	0.0000	0	0		
Financial Institutions / Banks			0	0	0	0	0	0.0000	0	0	0	0.0000	0	0.0000	0	0		
Any Other (Specify)			0	0	0	0	0	0.0000	0	0	0	0.0000	0	0.0000	0	0		
<b>(d) Bodies Corporate</b>			12	27534034	0	0	27534034	73.0973	0	27534034	0	73.0973	0	0.0000	0	27534034		
Ajinkya Investment And Trading Company		AAACAS459K	1	10292103	0	0	10292103	27.3235	0	10292103	0	27.3235	0	0.0000	0	10292103		
Sundaram Trading And Investment Pvt Ltd		AACCS6027N	1	9793068	0	0	9793068	25.9986	0	9793068	0	25.9986	0	0.0000	0	9793068		
Ksl Holdings Private Limited		AABCK8510H	1	5054091	0	0	5054091	13.4176	0	5054091	0	13.4176	0	0.0000	0	5054091		
Pih Finvest Company Limited		AAACP6085F	1	1424885	0	0	1424885	3.7828	0	1424885	0	3.7828	0	0.0000	0	1424885		
Jannhavi Investment Private Limited		AAACI4428N	1	458514	0	0	458514	1.2173	0	458514	0	1.2173	0	0.0000	0	458514		
Rajgad Trading Company Pvt.Ltd.		AAACR8546F	1	151674	0	0	151674	0.4027	0	151674	0	0.4027	0	0.0000	0	151674		
Kalyani Consultants Pvt.Ltd.		AAACK7314C	1	149500	0	0	149500	0.3969	0	149500	0	0.3969	0	0.0000	0	149500		
Dandakaranya Investment And Trading Pvt.Ltd.		AAACD7367E	1	95000	0	0	95000	0.2522	0	95000	0	0.2522	0	0.0000	0	95000		
Campanula Investment & Finance Pvt.Ltd		AAACCT261L	1	61389	0	0	61389	0.1630	0	61389	0	0.1630	0	0.0000	0	61389		
Cornflower Investment & Finance Pvt.Ltd		AAACCT259A	1	41900	0	0	41900	0.1112	0	41900	0	0.1112	0	0.0000	0	41900		
Hastinapur Investment & Trading Pvt.Ltd		AAACH5159G	1	6267	0	0	6267	0.0166	0	6267	0	0.0166	0	0.0000	0	6267		
Dronacharya Investment & Trading Pvt.Ltd		AAACD7369L	1	5643	0	0	5643	0.0150	0	5643	0	0.0150	0	0.0000	0	5643		
<b>Sub Total (A)[1]</b>			<b>20</b>	<b>27640976</b>	<b>0</b>	<b>0</b>	<b>27640976</b>	<b>73.3812</b>	<b>0</b>	<b>27640976</b>	<b>0</b>	<b>73.3812</b>	<b>0</b>	<b>0.0000</b>	<b>0</b>	<b>27640976</b>		



**BF Investment Limited**

**Table II - Statement showing shareholding pattern of the Promoter and Promoter Group**

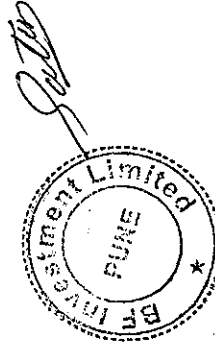
Category & Name of the shareholders	PAN	(i)	(ii)	(iii)	(iv)	(v)	(vi)	(vii) = (iv)+(v)+ (vi)	(viii) As a % of (A+B+C2)	Number of Voting Rights held in each class of securities			(ix)	(x)	Shareholding, as a % assuming full conversion of convertible securities (as a percentage of diluted share capital) (xi) = (vii)+(x) As a % of (A+B+C2)	Number of Locked in shares		Number of Shares pledged or otherwise encumbered	Number of equity shares held in dematerialised form							
										Nos. of shares held	No. of fully paid up shares held	Partly paid-up equity shares held				No. of shares underlying Depository Receipts	Total nos. shares held			Shareholding % calculated as per SCRR, 1957 As a % of (A+B+C2)	No. of Voting Rights	Total as a % of (A+B+C)	No. of Shares Underlying Outstanding convertible securities (including Warrants)	As a % of total Shares held (b)	As a % of total Shares held (a)	As a % of total Shares held (b)
<b>2 Foreign Individuals (Non-Resident Individuals / Foreign Individuals)</b>																										
(a) Government				0	0	0	0	0	0.0000		0	0	0	0	0.0000	0	0.0000	0	0.0000	0	0					
(b) Institutions				0	0	0	0	0	0.0000		0	0	0	0	0.0000	0	0.0000	0	0.0000	0	0					
(c) Foreign Portfolio Investor				0	0	0	0	0	0.0000		0	0	0	0	0.0000	0	0.0000	0	0.0000	0	0					
(d) Any Other (Specify)				0	0	0	0	0	0.0000		0	0	0	0	0.0000	0	0.0000	0	0.0000	0	0					
(e) Sub Total (A)(2)				0	0	0	0	0	0.0000		0	0	0	0	0.0000	0	0.0000	0	0.0000	0	0					
<b>Total Shareholding Of Promoter And Promoter Group (A) = (A)(1)+(A)(2)</b>				<b>20</b>	<b>27640976</b>	<b>0</b>	<b>0</b>	<b>27640976</b>	<b>73.3812</b>		<b>0</b>	<b>27640976</b>	<b>0</b>	<b>0</b>	<b>73.3812</b>	<b>0</b>	<b>0.0000</b>	<b>0</b>	<b>0.0000</b>	<b>0</b>	<b>27640976</b>					

Details of Shares which remain unclaimed may be given hear along with details such as number of shareholders, outstanding shares held in demat/unclaimed suspense account, voting rights which are frozen etc.

Note :

(1) PAN would not be displayed on website of Stock Exchange(s)


(2) The term 'Encumbrance' has the same meaning as assigned under regulation 28(3) of SEBI (Substantial Acquisition of Shares and Takeovers) Regulations, 2011.



**BF Investment Limited**

**Table III - Statement showing shareholding pattern of the Public shareholder**

1	Category & Name of the shareholders	PAN	(I)	(II)	(III)	Nos. of shareholders	No. of fully paid up shares held	Partly paid-up equity shares held	No. of shares underlying Depository Receipts	Shareholding % as per SCRR, 1957 As a % of (A+B+C2)	Number of Voting Rights held in each class of securities			No. of Shares Underlying Outstanding convertible securities (including Warrants)	Shareholding, as a % assuming full conversion of convertible securities (as a percentage of diluted share capital) (XI) = (VII)+(X) As a % of (A+B+C2)	Number of Locked in shares		Number of Shares pledged or otherwise encumbered		Number of equity shares held in dematerialised form		
											Class eg. X eg. Y	Total	Total as a % of (A+B+C)			No. (a)	As a % of total Shares held(b)	No. (a)	As a % of total Shares held(b)		No. (a)	As a % of total Shares held(b)
(a)	Institutions																					
(b)	Mutual Fund		6	1709	0	0	1709	0	1709	0.0045	0	0.0045	0	0.0045	0	0.0000	0	0.0000	NA	NA	1519	
(c)	Venture Capital Funds		0	0	0	0	0	0	0	0.0000	0	0.0000	0	0.0000	0	0.0000	0	0.0000	NA	NA	0	
(d)	Alternate Investment Funds		0	0	0	0	0	0	0	0.0000	0	0.0000	0	0.0000	0	0.0000	0	0.0000	NA	NA	0	
(e)	Foreign Venture Capital Investors		0	0	0	0	0	0	0	0.0000	0	0.0000	0	0.0000	0	0.0000	0	0.0000	NA	NA	0	
(f)	Foreign Portfolio Investor		7	420188	0	0	420188	0	420188	1.1155	0	1.1155	0	1.1155	0	0.0000	0	0.0000	NA	NA	420138	
(g)	Financial Institutions / Banks		12	174286	0	0	174286	0	174286	0.4627	0	0.4627	0	0.4627	0	0.0000	0	0.0000	NA	NA	174286	
(h)	Insurance Companies		1	160127	0	0	160127	0	160127	0.4251	0	0.4251	0	0.4251	0	0.0000	0	0.0000	NA	NA	160127	
(i)	Provident Funds/ Pension Funds		0	0	0	0	0	0	0	0.0000	0	0.0000	0	0.0000	0	0.0000	0	0.0000	NA	NA	0	
(j)	Any Other (Specify)		2	98	0	0	98	0	98	0.0003	0	0.0003	0	0.0003	0	0.0000	0	0.0000	NA	NA	98	
(k)	Foreign Bank		2	98	0	0	98	0	98	0.0003	0	0.0003	0	0.0003	0	0.0000	0	0.0000	NA	NA	98	
(l)	Sub Total (B)(1)		28	756408	0	0	756408	0	756408	2.0081	0	2.0081	0	2.0081	0	0.0000	0	0.0000	NA	NA	754503	
2	Central Government/ State Government(s)/ President of India																					
(a)	Sub Total (B)(2)		0	0	0	0	0	0	0	0.0000	0	0.0000	0	0.0000	0	0.0000	0	0.0000	NA	NA	0	
3	Non-Institutions																					
(a)	Individuals																					
(b)	i. Individual shareholders holding nominal share capital up to Rs. 2 lakhs.		21195	4307399	0	0	4307399	0	4307399	11.4353	0	11.4353	0	11.4353	0	0.0000	0	0.0000	NA	NA	3733446	
(c)	ii. Individual shareholders holding nominal share capital in excess of Rs. 2 lakhs.		4	1197431	0	0	1197431	0	1197431	3.1789	0	3.1789	0	3.1789	0	0.0000	0	0.0000	NA	NA	1197431	
(d)	Vijay Balkrishna Pusalkar	AAU9264H		1005331	0	0	1005331	0	1005331	2.6690	0	2.6690	0	2.6690	0	0.0000	0	0.0000	NA	NA	1005331	
(e)	NBFCs registered with RBI		2	19600	0	0	19600	0	19600	0.0520	0	0.0520	0	0.0520	0	0.0000	0	0.0000	NA	NA	19600	
(f)	Trust Employee		0	0	0	0	0	0	0	0.0000	0	0.0000	0	0.0000	0	0.0000	0	0.0000	NA	NA	0	
(g)	Overseas Depositories(holding DRs) (balancing figure)		0	0	0	0	0	0	0	0.0000	0	0.0000	0	0.0000	0	0.0000	0	0.0000	NA	NA	0	



**BF Investment Limited**

**Table III - Statement showing shareholding pattern of the Public shareholder**

Category & Name of the shareholders	PAN	(I)	(II)	(III)	(IV)	(V)	Partly paid-up equity shares held	No. of shares underlying Depository Receipts	Total nos. shares held (VI) = (IV)+(V)+(VII)+(VIII)+(IX)	(VII) As a % of (A+B+C2)	Number of Voting Rights held in each class of securities			No. of Shares Underlying Outstanding convertible securities (including Warrants)	Shareholding, as a % assuming full conversion of convertible securities (as a percentage of diluted share capital) (X) = (VII)+(X)	Number of Locked in shares		Number of Shares pledged or otherwise encumbered		Number of equity shares held in dematerialised form (XIV)		
											Nos. of shareholders	No. of fully paid up equity shares held	Partly paid-up equity shares held			No. of Voting Rights	Total as a % of (A+B+C)	No. (a)	As a % of total Shares held (b)		No. (a)	As a % of total Shares held (b)
(e) Any Other (Specify)																						
Trusts		1166	3745814	0	0	3745814	0	3745814	9.9444	0	9.9444	0	0.0000	NA	NA	0	0.0000	NA	NA	2104023		
Hindu Undivided Family		11	402201	0	0	402201	0	402201	1.0678	0	1.0678	0	0.0000	NA	NA	0	0.0000	NA	NA	344127		
Non Resident Indians (Non Repat)		504	250637	0	0	250637	0	250637	0.6654	0	0.6654	0	0.0000	NA	NA	0	0.0000	NA	NA	250637		
Non Resident Indians (Repatriated)		131	72763	0	0	72763	0	72763	0.1932	0	0.1932	0	0.0000	NA	NA	0	0.0000	NA	NA	69609		
Overseas Bodies Corporates		104	46628	0	0	46628	0	46628	0.1238	0	0.1238	0	0.0000	NA	NA	0	0.0000	NA	NA	44787		
Clearing Member		1	350	0	0	350	0	350	0.0009	0	0.0009	0	0.0000	NA	NA	0	0.0000	NA	NA	350		
Bodies Corporate		128	143857	0	0	143857	0	143857	0.3819	0	0.3819	0	0.0000	NA	NA	0	0.0000	NA	NA	143857		
Krutadnya Management And Trading Services Lip	AANFK3728N	287	2829378	0	0	2829378	0	2829378	7.5114	0	7.5114	0	0.0000	NA	NA	0	0.0000	NA	NA	1250656		
Sub Total (B)(3)		1	1568600	0	0	1568600	0	1568600	4.1643	0	4.1643	0	0.0000	NA	NA	0	0.0000	NA	NA	0		
Total Public Shareholding (B)= (B)(1)+(B)(2)+(B)(3)		22367	9270244	0	0	9270244	0	9270244	24.6106	0	24.6106	0	0.0000	NA	NA	0	0.0000	NA	NA	7054500		
		22395	10026652	0	0	10026652	0	10026652	26.6188	0	26.6188	0	0.0000	NA	NA	0	0.0000	NA	NA	7809003		


Details of the shareholders acting as persons in Concert including their Shareholding (No. and %):

No. of shareholders	No. of Shares

Details of Shares which remain unclaimed may be given hear along with details such as number of shareholders, outstanding shares held in demat/unclaimed suspense account, voting rights which are frozen etc.

Note :

- (1) PAN would not be displayed on website of Stock Exchange(s).
- (2) The above format needs to disclose name of all holders holding more than 1% of total number of shares
- (3) W.r.t. the information pertaining to Depository Receipts, the same may be disclosed in the respective columns to the extent information available and the balance to be disclosed as held by custodian.



**BF Investment Limited**

**Table IV - Statement showing shareholding pattern of the Non Promoter- Non Public shareholder**

Category & Name of the shareholders	PAN	Nos. of shareholders	No. of fully paid up equity shares held	Partly paid-up equity shares held	No. of shares underlying Depository Receipts	Shareholding % as per SCRR, 1957 As a % of (A+B+C2)	Number of Voting Rights held in each class of securities			No. of Shares Underlying Outstanding convertible securities (including Warrants)	Shareholding, as a % assuming full conversion of convertible securities ( as a percentage of diluted share capital)	Number of Locked in shares		Number of Shares pledged or otherwise encumbered		Number of equity shares held in dematerialised form	
							No of Voting Rights	Class eg: X	Class eg: Y			Total (A+B+C)	No. (a)	As a % of total Shares held(b)	No. (a)		As a % of total Shares held(b)
1 Custodian/DR Holder	(I)	0	0	0	0	0.0000	0	0	0	0.0000	0	0.0000	NA	NA	0		
Employee Benefit Trust (under SEBI (Share based Employee Benefit) Regulations, 2014)		0	0	0	0	0.0000	0	0	0	0.0000	0	0.0000	NA	NA	0		
<b>Total Non-Promoter- Non Public Shareholding (C)= (C)(1)+(C)(2)</b>		<b>0</b>	<b>0</b>	<b>0</b>	<b>0</b>	<b>0.0000</b>	<b>0</b>	<b>0</b>	<b>0</b>	<b>0.0000</b>	<b>0</b>	<b>0.0000</b>	<b>NA</b>	<b>NA</b>	<b>0</b>		

Note :

(1) PAN would not be displayed on website of Stock Exchange(s).

(2) The above format needs to disclose name of all holders holding more than 1% of total number of shares

(3) W.r.t. the information pertaining to Depository Receipts, the same may be disclosed in the respective columns to the extent information available and the balance to be disclosed as held by custodian.


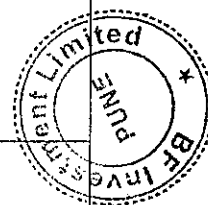




Table V - Statement showing shareholding pattern of the Significant Beneficiary Owner (SBO)

	Name	PAN	Passport No. in case of a foreign national	Nationality	Details of holding/ exercise of right of the SBO in the reporting company, whether direct or indirect*					Date of creation / acquisition of significant beneficial interest
					Shares	Voting rights	Rights on distributable dividend or any other distribution	Exercise of control	Exercise of significant influence	
I	BABASAHE B NEELKANT H KALYANI & SUNITA BABASAHE B KALYANI	ABIPK5782 A		India	70.52	2.57	0.00			
A	Sundaram Trading And Investment Pvt. Ltd.	AACCS602 7N		India	26.00	0.00	0.00	No	No	15-Mar-2010
B	Ksl Holdings Private Limited	AABCK851 0H		India	13.42	0.00	0.00	No	No	15-Mar-2010
C	Dandakaranya Investment And Trading Pvt. Ltd.	AAACD736 7E		India	0.00	0.25	0.00	No	No	15-Mar-2010
D	Rajgad Trading Company Pvt. Ltd.	AAACR854 6F		India	0.00	0.40	0.00	No	No	15-Mar-2010
E	Ajinkya Investment And Trading Company	AABCA545 9K		India	27.32	0.00	0.00	No	No	15-Mar-2010
F	Jannhavi Investment Private Limited	AAACJ4428 N		India	0.00	1.22	0.00	No	No	15-Mar-2010



G	Campanula Investment & Finance Pvt. Ltd.	AAACC726 1L		India	0.00	0.16	0.00	No	No	15-Mar-2010
H	Hastinapur Investment & Trading Pvt.Ltd.	AAACH515 9G		India	0.00	0.02	0.00	No	No	15-Mar-2010
I	Dronacharya Investment & Trading Pvt.Ltd.	AAACD736 9L		India	0.00	0.01	0.00	No	No	15-Mar-2010
J	Kalyani Consultants Pvt. Ltd.	AAACK731 4C		India	0.00	0.40	0.00	No	No	15-Mar-2010
K	Cornflower Investment & Finance Pvt. Ltd.	AAACC725 9A		India	0.00	0.11	0.00	No	No	15-Mar-2010
L	Pih Finvest Company Limited	AAACP608 5F		India	3.78	0.00	0.00	No	No	15-Mar-2010

