

BF INVESTMENT

CIN:L65993PN2009PLC134021

BFUL/NSE/BSE/

October 18, 2019

National Stock Exchange of India Ltd.
Exchange Plaza, Bandra-Kurla Complex
Bandra (E),
Mumbai – 400 051
SYMBOL – BFINVEST

BSE Limited
Phiroze Jeejeebhoy Tower
Dalal Street, Fort,
Mumbai – 400 001.
Scrip Code – 533303

Dear Sir,

Re :- Regulation 31 of SEBI (Listing Obligations and Disclosure Requirements) Regulations, 2015 – Shareholding pattern as on 30th September, 2019

As required under Regulation 31 of SEBI (Listing Obligations and Disclosure Requirements) Regulations, 2015 we are sending herewith shareholding pattern of the company in the prescribed format for the quarter ended 30th September, 2019.

Thanking you,

Yours faithfully,
For BF Investment Limited


S. R. Kshirsagar
Company Secretary

Encls :- As above.



KALYANI
GROUP COMPANY

Correspondence Address:
Cyber City, Tower 15, Level 8, Office 802,
Magarpatta City, Hadapsar, Pune 411013.
Phone: +91-20-6629 2550/26

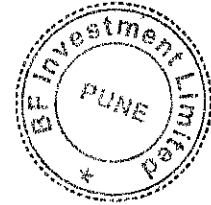
BF Investment Limited

Shareholding Pattern under Regulation 31 of SEBI (Listing Obligations and Disclosure)

1.	Name of Listed Entity: BF Investment Limited
2.	Scrip Code/Name of Scrip/Class of Security: 533303
3.	Share Holding Pattern Filed under: Reg. 31(1)(b)
	a. If under 31(1)(b) then indicate the report for Quarter ending : 30th September, 2019
	b. If under 31(1)(c) then indicate date of allotment/extinguishment
4.	Declaration: The Listed entity is required to submit the following declaration to the extent of submission of information:-

Particulars	Yes*	No*
1 Whether the Listed Entity has issued any partly paid up shares?		No
2 Whether the Listed Entity has issued any Convertible Securities or Warrants?		No
3 Whether the Listed Entity has any shares against which depository receipts are issued?		No
4 Whether the Listed Entity has any shares in locked-in?		No
5 Whether any shares held by promoters are pledge or otherwise encumbered?		No

* If the Listed Entity selects the option 'No' for the questions above, the columns for the partly paid up shares, Outstanding Convertible Securities/Warrants, depository receipts, locked-in shares, No of shares pledged or otherwise encumbered by promoters, as applicable, shall not be displayed at the time of dissemination on the Stock Exchange website. Also wherever there is 'No' declared by Listed Entity in above table the values will be considered as 'Zero' by default on submission of the format of holding of specified securities.




2/10/19

BF Investment Limited

Table I - Summary Statement holding of specified securities

Category	Category of shareholder	Nos. of shareholders	No. of fully paid up equity shares held	No. of Partly paid-up equity shares held	No. of shares underlying Depository Receipts	Shareholding as a % of total no. of shares (calculated as per SCRR, 1957)	Number of Voting Rights held in each class of securities			No. of Shares Underlying Outstanding convertible securities (including Warrants)	Shareholding as a % assuming full conversion of convertible securities (as a percentage of diluted share capital)	Number of Locked in shares		Number of Shares pledged or otherwise encumbered		Number of equity shares held in dematerialised form	
							No of Voting Rights					Total as a % of (A+B+C)	No. (a)	As a % of total Shares held(b)	No. (a)		As a % of total Shares held(b)
							Class eg: X	Class eg: Y	Total								
(I)	(II)	(III)	(IV)	(V)	(VI)	(VII) As a % of (IV)+(V)+(VI)	(IX)	(X)	(XI) = (VII)+(X) As a % of (A+B+C2)	(XII)	(XIII)	(XIV)					
(A)	Promoter & Promoter Group	20	27640976	0	0	73.3812	27640976	0	73.3812	0	0.0000	0	0.0000	0	0.0000	27640976	
(B)	Public	22124	10026652	0	0	26.6188	10026652	0	26.6188	0	0.0000	0	0.0000	NA	NA	7814146	
(C)	Non Promoter - Non Public				0			0			0.0000		0.0000	NA	NA		
(C1)	Shares Underlying DRs	0	0	0	0	0.0000	0	0	0.0000	0	0.0000	0	0.0000	NA	NA	0	
(C2)	Shares Held By Employee Trust	0	0	0	0	0.0000	0	0	0.0000	0	0.0000	0	0.0000	NA	NA	0	
	Total	22144	37667628	0	0	100.0000	37667628	0	100.0000	0	0.0000	0	0.0000	0	0.0000	35455122	




Zhu

BF Investment Limited

Table II - Statement showing shareholding pattern of the Promoter and Promoter Group

Category & Name of the shareholders	PAN	(i)	(ii)	(iii)	(iv)	(v)	Partly paid-up equity shares held	No. of shares underlying Depository Receipts	(vii) = (iv)+(v)+ (vi)	Shareholding % calculated as per SCRR, 1957 As a % of (A+B+C2)	Number of Voting Rights held in each class of securities			No. of Shares Underlying Outstanding convertible securities (including Warrants)	(xi) = (vii)+(x) As a % of (A+B+C2)	Number of Locked in shares		Number of Shares pledged or otherwise encumbered		(xiv)		
											Total	Class eg: X	Class eg: Y			No. (a)	As a % of total Shares held(b)	No. (a)	As a % of total Shares held(b)			
																					No of Voting Rights	Total % of (A+B+C)
1 Indian																						
(a) Individuals / Hindu Undivided Family																						
Gaurishankar Neelkanth Kalyani	ABAPK7885J	8	106942	0	0	0	106942	0	106942	0.2839	0	0	0	0.2839	0	0.0000	0	0.0000	0	0.0000	106942	
Amit Babasaheb Kalyani	ABAPK7869A	1	63779	0	0	0	63779	0	63779	0.1693	0	0	0	0.1693	0	0.0000	0	0.0000	0	0.0000	63779	
Babasaheb Neelkanth Kalyani	ABIPK5782A	1	28270	0	0	0	28270	0	28270	0.0751	0	0	0	0.0751	0	0.0000	0	0.0000	0	0.0000	28270	
Sunita Babasaheb Kalyani	AEXPK3897G	1	7212	0	0	0	7212	0	7212	0.0191	0	0	0	0.0191	0	0.0000	0	0.0000	0	0.0000	7212	
Rohini Gaurishankar Kalyani	ABGPK1583K	1	4000	0	0	0	4000	0	4000	0.0106	0	0	0	0.0106	0	0.0000	0	0.0000	0	0.0000	4000	
Dr. Meera Kheny	AFFPK6538F	1	2000	0	0	0	2000	0	2000	0.0053	0	0	0	0.0053	0	0.0000	0	0.0000	0	0.0000	2000	
Ashok Kumar Kheny	AFFPK7508Q	1	700	0	0	0	700	0	700	0.0019	0	0	0	0.0019	0	0.0000	0	0.0000	0	0.0000	700	
Sugandha Jai Hiremath	AAACPH8169D	1	581	0	0	0	581	0	581	0.0015	0	0	0	0.0015	0	0.0000	0	0.0000	0	0.0000	581	
Central Government / State Government(s)																						
(b)																						
(c) Financial Institutions / Banks																						
(d) Any Other (Specify)																						
Bodies Corporate																						
Ajinkya Investment And Trading Company	AABCA5459K	12	27534034	0	0	0	27534034	0	27534034	73.0973	0	0	0	73.0973	0	0.0000	0	0.0000	0	0.0000	27534034	
Sundaram Trading And Investment Pvt Ltd	AAACC6027N	1	10292103	0	0	0	10292103	0	10292103	27.3235	0	0	0	27.3235	0	0.0000	0	0.0000	0	0.0000	10292103	
Kal Holdings Private Limited	AAABC8510H	1	9793068	0	0	0	9793068	0	9793068	25.9986	0	0	0	25.9986	0	0.0000	0	0.0000	0	0.0000	9793068	
Pih Finvest Company Limited	AAACP6085F	1	5054091	0	0	0	5054091	0	5054091	13.4176	0	0	0	13.4176	0	0.0000	0	0.0000	0	0.0000	5054091	
Jannhavi Investment Private Limited	AAACI4428N	1	1424885	0	0	0	1424885	0	1424885	3.7828	0	0	0	3.7828	0	0.0000	0	0.0000	0	0.0000	1424885	
Rajgad Trading Company Pvt.Ltd.	AAACR8546F	1	458514	0	0	0	458514	0	458514	1.2173	0	0	0	1.2173	0	0.0000	0	0.0000	0	0.0000	458514	
Kalyani Consultants Pvt.Ltd.	AAACK7314C	1	151674	0	0	0	151674	0	151674	0.4027	0	0	0	0.4027	0	0.0000	0	0.0000	0	0.0000	151674	
Dandakaranya Investment And Trading Pvt.Ltd.	AAACD7367E	1	149500	0	0	0	149500	0	149500	0.3969	0	0	0	0.3969	0	0.0000	0	0.0000	0	0.0000	149500	
Campanula Investment & Finance Pvt.Ltd	AAACC7261L	1	95000	0	0	0	95000	0	95000	0.2522	0	0	0	0.2522	0	0.0000	0	0.0000	0	0.0000	95000	
Comflower Investment & Finance Pvt.Ltd	AAACC7259A	1	61389	0	0	0	61389	0	61389	0.1630	0	0	0	0.1630	0	0.0000	0	0.0000	0	0.0000	61389	
Hastinapur Investment & Trading Pvt.Ltd	AAACI5159G	1	41900	0	0	0	41900	0	41900	0.1112	0	0	0	0.1112	0	0.0000	0	0.0000	0	0.0000	41900	
Dronacharya Investment & Trading Pvt.Ltd	AAACD7369L	1	6267	0	0	0	6267	0	6267	0.0166	0	0	0	0.0166	0	0.0000	0	0.0000	0	0.0000	6267	
Sub Total (A)(1)		20	27640976	0	0	0	27640976	0	27640976	73.3812	0	0	0	73.3812	0	0.0000	0	0.0000	0	0.0000	27640976	



[Handwritten signature]

BF Investment Limited


Table II - Statement showing shareholding pattern of the Promoter and Promoter Group

Category & Name of the shareholders	PAN	(i)	(ii)	(iii)	(iv)	(v)	(vi)	(vii) = (iv)+(v)+ (vi)	Shareholding % calculated as per SCRR, 1957 As a % of (A+B+C2)	Number of Voting Rights held in each class of securities			No. of Shares Underlying Outstanding convertible securities (including Warrants)	Shareholding, as a % assuming full conversion of convertible securities (as a percentage of diluted share capital)	Number of Locked in Shares		Number of Shares pledged or otherwise encumbered		(XIV)		
										No. of Voting Rights	Class eg: X	Total			No. (a)	As a % of total Shares held(b)	No. (a)	As a % of total Shares held(b)			
																				(IX)	(X)
2 Foreign																					
(a) Individuals (Non-Resident Individuals / Foreign Individuals)																					
(b) Government																					
(c) Institutions																					
(d) Foreign Portfolio Investor																					
(e) Any Other (Specify)																					
Sub Total (A)(2)																					
Total Shareholding Of Promoter And Promoter Group (A)= (A)(1)+(A)(2)				20	27640976	0	0	27640976	73.3812	27640976	0	27640976	73.3812	0	0.0000	0	0.0000	0	0.0000	0	27640976

Details of Shares which remain unclaimed may be given hear along with details such as number of shareholders, outstanding shares held in demat/unclaimed suspense account, voting rights which are frozen etc.
 Note :

(1) PAN would not be displayed on website of Stock Exchange(s)


(2) The term 'Encumbrance' has the same meaning as assigned under regulation 28(3) of SEBI (Substantial Acquisition of Shares and Takeovers) Regulations, 2011.



BF Investment Limited

Table III - Statement showing shareholding pattern of the Public shareholder

1	Category & Name of the shareholders	PAN	(i)	(ii)	(iii)	(iv)	(v)	(vi)	(vii) = (iv)+(v)+ (vi)	Shareholding % calculated as per SCRR, 1957 As a % of (A+B+C2)	Number of Voting Rights held in each class of securities			(ix)	(x)	Shareholding, as a % assuming full conversion of convertible securities (as a percentage of diluted share capital) (XI) = (VII)+(X) As a % of (A+B+C2)	Number of Locked in shares		Number of Shares pledged or otherwise encumbered		(xiv)									
											Nos. of shareholders	No. of fully paid up shares held	Partly paid-up equity shares held				No. of shares underlying Depository Receipts	Total nos. shares held	Shareholding % as per SCRR, 1957 As a % of (A+B+C2)	No of Voting Rights		Class eg: X	Class eg: Y	Total	Total as a % of (A+B+C)	No. of Shares Outstanding convertible securities (including Warrants)	No. (a)	As a % of total Shares held(b)	No. (a)	As a % of total Shares held(b)
1	Institutions																													
(a)	Mutual Fund																													
(b)	Venture Capital Funds																													
(c)	Alternate Investment Funds																													
(d)	Foreign Venture Capital Investors																													
(e)	Foreign Portfolio Investor																													
(f)	Financial Institutions / Banks																													
(g)	Insurance Companies																													
(h)	Provident Funds/ Pension Funds																													
(i)	Any Other (Specify)																													
	Foreign Bank																													
	Sub Total (B)(1)																													
	Central Government/ State Government(s)/																													
2	President of India																													
	Sub Total (B)(2)																													
3	Non-Institutions																													
(a)	Individuals																													
	i. Individual shareholders holding nominal share capital up to Rs. 2 lakhs.																													
	ii. Individual shareholders holding nominal share capital in excess of Rs. 2 lakhs.																													
	Vijay Balkrishna Pusalkar	AAU9264H																												
(b)	NBFCs registered with RBI																													
	Trust Employee																													
	Overseas Depositories(holding DRs) (balancing figure)																													



BF Investment Limited

Table III - Statement showing shareholding pattern of the Public shareholder

Category & Name of the shareholders	PAN	(i)	(ii)	(iii)	Nos. of shareholders	No. of fully paid up equity shares held	(iv)	(v)	Partly paid-up equity shares held	No. of shares underlying Depository Receipts	(vi)	(vii) = (iv)+(v)+(vi)	(viii) As a % of (A+B+C2)	Number of Voting Rights held in each class of securities			Shareholding, as a % assuming full conversion of convertible securities (as a percentage of diluted share capital) (X) = (VII)+(X)	No. of Shares Underlying Outstanding convertible securities (including Warrants)	As a % of (A+B+C2)	Number of Locked in shares		Number of Shares pledged or otherwise encumbered		Number of equity shares held in dematerialised form
														No of Voting Rights	Class eg: X eg: Y	Total				No. Shares (a)	As a % of total held (b)	No. Shares (a)	As a % of total held (b)	
(e) Any Other (Specify)			(ii)	(iii)			(iv)	(v)			(vi)	(vii) = (iv)+(v)+(vi)	(viii) As a % of (A+B+C2)	(ix)	(x)	(xi) As a % of (A+B+C2)	(xii)	(xiii)	(xiv)					
Trusts		1101	4027256	0	0	4027256	0	4027256	0	0	4027256	10.6916	0	4027256	0	10.6916	0	0.0000	NA	NA	2385465			
Hindu Undivided Family		11	402201	0	0	402201	0	402201	0	0	402201	1.0678	0	402201	0	1.0678	0	0.0000	NA	NA	344127			
Non Resident Indians (Non Repat)		485	234849	0	0	234849	0	234849	0	0	234849	0.6235	0	234849	0	0.6235	0	0.0000	NA	NA	234849			
Non Resident Indians (Repat)		131	64911	0	0	64911	0	64911	0	0	64911	0.1723	0	64911	0	0.1723	0	0.0000	NA	NA	61757			
Overseas Bodies Corporates		109	45879	0	0	45879	0	45879	0	0	45879	0.1218	0	45879	0	0.1218	0	0.0000	NA	NA	44038			
Clearing Member		1	350	0	0	350	0	350	0	0	350	0.0009	0	350	0	0.0009	0	0.0000	NA	NA	350			
Bodies Corporate		102	40433	0	0	40433	0	40433	0	0	40433	0.1073	0	40433	0	0.1073	0	0.0000	NA	NA	40433			
Krutadiya Management And Trading Services Llp		262	3238633	0	0	3238633	0	3238633	0	0	3238633	8.5979	0	3238633	0	8.5979	0	0.0000	NA	NA	1659911			
	AANFK3728N	1	1568600	0	0	1568600	0	1568600	0	0	1568600	4.1643	0	1568600	0	4.1643	0	0.0000	NA	NA	0			
Poonawalla Aviation Pvt.Ltd	AADCP5673J	1	749460	0	0	749460	0	749460	0	0	749460	1.9897	0	749460	0	1.9897	0	0.0000	NA	NA	749460			
Sub Total (B)(3)		22096	9341472	0	0	9341472	0	9341472	0	0	9341472	24.7997	0	9341472	0	24.7997	0	0.0000	NA	NA	7130871			
Total Public Shareholding (B)= (B)(1)+(B)(2)+(B)(3)		22124	10026652	0	0	10026652	0	10026652	0	0	10026652	26.6188	0	10026652	0	26.6188	0	0.0000	NA	NA	7814146			

Details of the shareholders acting as persons in Concert including their Shareholding (No. and %):

No. of shareholders	No. of Shares


Details of Shares which remain unclaimed may be given hear along with details such as number of shareholders, outstanding shares held in demat/unclaimed suspense account, voting rights which are frozen etc.

Note :

(1) PAN would not be displayed on website of Stock Exchange(s).

(2) The above format needs to disclose name of all holders holding more than 1% of total number of shares

(3) W.r.t. the information pertaining to Depository Receipts, the same may be disclosed in the respective columns to the extent information available and the balance to be disclosed as held by custodian.



BF Investment Limited

Table IV - Statement showing shareholding pattern of the Non Promoter- Non Public shareholder


Category & Name of the shareholders	PAN	Nos. of share holders	No. of fully paid up equity shares held	Partly paid-up equity shares held	No. of shares underlying Depository Receipts	Total nos. shares held	Shareholding % calculated as per SCRR, 1957 As a % of (A+B+C2)	Number of Voting Rights held in each class of securities			No. of Shares Underlying Outstanding convertible securities (including Warrants)	Shareholding, as a % assuming full conversion of convertible securities (as a percentage of diluted share capital)	Number of Locked in shares		Number of Shares pledged or otherwise encumbered		Number of equity shares held in dematerialised form
								No of Voting Rights	Class eg: X	Total (A+B+C)			No. (a)	As a % of total Shares held(b)	No. (a)	As a % of total Shares held(b)	
(I)	(II)	(III)	(IV)	(V)	(VI)	(VII) = (IV)+(V) + (VI)	(VIII) As a % of (A+B+C2)	(IX)	(X)	(XI) = (VII)+(X) As a % of (A+B+C2)	(XII)	(XIII)	(XIV)				
1. Custodian/DR Holder Employee Benefit Trust (under SEBI (Share based Employee Benefit) Regulations, 2014)		0	0	0	0	0	0.0000	0	0	0.0000	0	0.0000	NA	NA	0		
2. Total Non-Promoter- Non Public Shareholding (C) = (C1)+(C)2		0	0	0	0	0	0.0000	0	0	0.0000	0	0.0000	NA	NA	0		

Note :

(1) PAN would not be displayed on website of Stock Exchange(s).


(2) The above format needs to disclose name of all holders holding more than 1% of total number of shares

(3) W.r.t. the information pertaining to Depository Receipts, the same may be disclosed in the respective columns to the extent information available and the balance to be disclosed as held by custodian.



significant beneficial owners

Sr. No.	Details of the SBO				Details of the registered owner				Details of holding/ exercise of right of the SBO in the reporting company, whether direct or indirect*				Date of creation / acquisition of significant beneficial interest	
	Name	PAN	Passport No. in case of a foreign national	Nationality (Applicable in case of Any other is selected)	Name	PAN	Passport No. in case of a foreign national	Nationality (Applicable in case of Any other is selected)	Shares	Voting rights	Rights on distributable dividend or any other distribution	Exercise of control		Exercise of significant influence
1	BABASAHEB NEELKANTH KALYANI & SUNITA BABASAHEB KALYANI	ABIPK5782A		India	Ajinkya Investment And Trading Company	AABCA5459K		India	27.32	No		No	No	15-03-2010
2	BABASAHEB NEELKANTH KALYANI & SUNITA BABASAHEB KALYANI	ABIPK5782A		India	Sundaram Trading And Investment Pvt. Ltd.	AACCS6027N		India	26	No		No	No	15-03-2010
3	BABASAHEB NEELKANTH KALYANI & SUNITA BABASAHEB KALYANI	ABIPK5782A		India	Ksl Holdings Private Limited	AABCK8510H		India	13.42	No		No	No	15-03-2010
4	BABASAHEB NEELKANTH KALYANI & SUNITA BABASAHEB KALYANI	ABIPK5782A		India	P/h Finvest Company Limited	AAACP6085F		India	3.78	No		No	No	15-03-2010
5	BABASAHEB NEELKANTH KALYANI & SUNITA BABASAHEB KALYANI	ABIPK5782A		India	Jannhavi Investment Private Limited	AAACI4428N		India	1.22	No		No	No	15-03-2010
6	BABASAHEB NEELKANTH KALYANI & SUNITA	ABIPK5782A		India	Rajgad Trading Company Pvt. Ltd.	AAACR8546F		India	0.4	No		No	No	15-03-2010



7	BABASAHEB KALYANI	ABIPK5782A	India	Kalyani Consultants Pvt. Ltd.	AAACK7314C	India							No	No	15-03-2010	
8	BABASAHEB NEELKANTH KALYANI & SUNITA BABASAHEB KALYANI	ABIPK5782A	India	Dandakaranya Investment And Trading Pvt. Ltd.	AAACD7367E	India				0.4			No	No	15-03-2010	
9	BABASAHEB NEELKANTH KALYANI & SUNITA BABASAHEB KALYANI	ABIPK5782A	India	Campanula Investment & Finance Pvt. Ltd.	AAACC7261L	India				0.16			No	No	15-03-2010	
10	BABASAHEB NEELKANTH KALYANI & SUNITA BABASAHEB KALYANI	ABIPK5782A	India	Comflower Investment & Finance Pvt. Ltd.	AAACC7259A	India				0.11			No	No	15-03-2010	
11	BABASAHEB NEELKANTH KALYANI & SUNITA BABASAHEB KALYANI	ABIPK5782A	India	Hastinapur Investment & Trading Pvt.Ltd.	AAACH5159G	India				0.02			No	No	15-03-2010	
12	BABASAHEB NEELKANTH KALYANI & SUNITA BABASAHEB KALYANI	ABIPK5782A	India	Dronacharya Investment & Trading Pvt.Ltd.	AAACD7369L	India				0.01			No	No	15-03-2010	
Total:											70.52	2.57	0			

