

BF INVESTMENT

BFIL/NSE/BSE/

April 14, 2015

The Secretary,
National Stock Exchange of India Ltd.
Exchange Plaza, Bandra-Kurla Complex
Bandra (E)
Mumbai 400 051
Symbol : BFINVEST
Fax - 022-2659 8237 /38, 2659 8347 /48

Dept. of Corporate Services
BSE Ltd.
Phiroze Jeejeebhoy Towers,
Dalal Street,
Mumbai 400 001.
Scrip Code - 533303
Fax No.022-22723121/3719/2037

Kind Attn : Ms.Neha Gada, Manager,

Sir,

**Re :- Clause No.35 of Listing Agreement –
Shareholding pattern as on 31st March, 2015**

As required under Clause 35 of the Listing Agreement we are sending herewith shareholding pattern of the company in the prescribed format for the quarter ended March 31, 2015.

Thanking you,

Yours faithfully,
For BF Investment Limited



S. R. Kshirsagar
Company Secretary

Encls :- As above.

CIN:L65993PN2009PLC134021



KALYANI
GROUP COMPANY

Correspondence Address:
Cyber City, Tower 1B, Level 6, Office 602,
Magarpatta City, Hadapsar, Pune 411013.
Phone: +91-20-6629 2550/26

BF INVESTMENT LIMITED, MUNDHWA, PUNE CANTONMENT, PUNE 411 036, MAHARASHTRA, INDIA


~~Phone: +91-20-26622552/26702777~~ ~~Phone: +91-20-26622306~~

Email : bfinvestment@vsnl.net

BF INVESTMENT

Introductory sub-table (I)(a)


Name of the Company: BF INVESTMENT LIMITED		CIN : L65993PN2009PLC134021	
Scrip Code, Name of the scrip, class of security: 533303, BFINVEST, EQUITY			
Quarter ended: 31ST MARCH, 2015			
Partly paid-up shares:-			
	No. of partly paid-up shares	As a % of total no. of partly paid-up shares	As a % of total no. of shares of the company
Held by promoter/promoter group		#DIV/0!	0
Held by public		#DIV/0!	0
Total	0	#DIV/0!	0
Outstanding convertible securities:-			
	No. of outstanding securities	As a % of total no. of outstanding convertible securities	As a % of total no. of shares of the company, assuming full conversion of the convertible securities
Held by promoter/promoter group		#DIV/0!	0
Held by public		#DIV/0!	0
Total	0	#DIV/0!	0
Warrants:-			
	No. of warrants	As a % of total no. of warrants	As a % of total no. of shares of the company, assuming full conversion of warrants
Held by promoter/promoter group		#DIV/0!	0
Held by public		#DIV/0!	0
Total	0	#DIV/0!	0
Total paid-up capital of the company, assuming full conversion of warrants and convertible securities		37667628	



Saitu


BF INVESTMENT

(C)	Shares held by Custodians and against which Depository Receipts have been issued	-	-	-	-	-	-	-	-
1	Promoter and Promoter Group	-	-	-	-	-	-	-	-
2	Public	-	-	-	-	-	-	-	-
	Sub-Total (C)	0	0	0	0	0	0	0	0
	GRAND TOTAL (A)+(B)+(C)	24052	37667628	35263678	100.00	89408	0.24		




BF INVESTMENT

Sr.No	Notes
1	
2	
3	
4	
5	
6	
7	
8	
9	



BF INVESTMENT



(1)(b) Statement showing holding of securities (including shares, warrants, convertible securities) of persons belonging to the category "Promoter and Promoter Group"


Sr. No.	Name of the shareholder	Details of Shares held		Encumbered shares (*)		Details of warrants		Details of convertible securities		Total shares (including underlying shares assuming full conversion of warrants and convertible securities) as a % of diluted share capital
		Number of shares held	As a % of grand total (A)+(B)+(C)	No.	As a percentage (V)=(A)/(VII)*100	As a % of grand total (A)+(B)+(C) of sub-clause (I)(a)	Number of warrants held	As a % total number of warrants of the same class	Number of convertible securities held	
		(III)	(IV)	(V)	(VI)	(VII)	(IX)	(X)	(XI)	(XII)
1	BABASAHEB NEELKANTH KALYANI - Promoter	7204	0.02	-	0.00	-	#DIV/0!	-	#DIV/0!	-
2	AJINKYA INVESTMENT AND TRADING COMPANY	10292103	27.52	-	0.00	-	#DIV/0!	-	#DIV/0!	-
3	SUNDARAM TRADING AND INVESTMENT PVT LTD	9543068	25.33	-	0.00	-	#DIV/0!	-	#DIV/0!	-
4	KSL HOLDINGS PRIVATE LIMITED	5054091	13.42	-	0.00	-	#DIV/0!	-	#DIV/0!	-
5	PIH FINVEST COMPANY LIMITED	1424885	3.78	-	0.00	-	#DIV/0!	-	#DIV/0!	-
6	JANNHAVI INVESTMENT PRIVATE LIMITED	458514	1.22	-	0.00	-	#DIV/0!	-	#DIV/0!	-
7	RAJGAD TRADING COMPANY PVT.LTD.	151674	0.40	-	0.00	-	#DIV/0!	-	#DIV/0!	-
8	KALYANI CONSULTANTS PVT.LTD.	149500	0.40	-	0.00	-	#DIV/0!	-	#DIV/0!	-
9	DANDAKARANYA INVESTMENT AND TRADING PVT.LTD.	95000	0.25	-	0.00	-	#DIV/0!	-	#DIV/0!	-
10	CAMPANULA INVESTMENT & FINANCE PVT.LTD	61389	0.16	-	0.00	-	#DIV/0!	-	#DIV/0!	-
11	CORNFLOWER INVESTMENT & FINANCE PVT.LTD	41900	0.11	-	0.00	-	#DIV/0!	-	#DIV/0!	-
12	HASTINAPUR INVESTMENT & TRADING PVT.LTD	6267	0.02	-	0.00	-	#DIV/0!	-	#DIV/0!	-
13	DRONACHARYA INVESTMENT & TRADING PVT.LTD Relatives of Promoters	5643	0.01	-	0.00	-	#DIV/0!	-	#DIV/0!	-
14	GAURISHANKAR NEELKANTH KALYANI	63779	0.17	-	0.00	-	#DIV/0!	-	#DIV/0!	-
15	AMIT BABASAHEB KALYANI	28270	0.08	-	0.00	-	#DIV/0!	-	#DIV/0!	-
16	ROHINI GAURISHANKAR KALYANI	2000	0.01	-	0.00	-	#DIV/0!	-	#DIV/0!	-
17	DR. MEERA KHENY	700	0.00	-	0.00	-	#DIV/0!	-	#DIV/0!	-
18	ASHOK KUMAR KHENY	581	0.00	-	0.00	-	#DIV/0!	-	#DIV/0!	-
19	SUGANDHA JAI HIREMATH	400	0.00	-	0.00	-	#DIV/0!	-	#DIV/0!	-
20	SULOCHANA NEELKANTH KALYANI Jointly Mr.B.N.Kalyani	8	0.00	-	0.00	-	#DIV/0!	-	#DIV/0!	-
TOTAL		27386976	72.71	0	0.00	0	#DIV/0!	0	#DIV/0!	0

(*) The term "encumbrance" has the same meaning as assigned to it in regulation 28(3) of the SAST Regulations, 2011

BF INVESTMENT

(D)(c)(ii) Statement showing holding of securities (including shares, warrants, convertible securities) of persons (together with PAC) belonging to the category "Public" and holding more than 5% of the total number of shares of the company


Sr. No.	Name(s) of the shareholder(s) and the Persons Acting in Concert (PAC) with them	Number of shares	Shares as a percentage of total number of shares {i.e., Grand Total (A)+(B)+(C) indicated in Statement at para (D)(a) above}	Details of warrants		Details of convertible securities		Total shares (including underlying shares assuming full conversion of warrants and convertible securities) as a % of diluted share capital
				Number of warrants	As a % total number of warrants of the same class	Number of convertible securities held	% w.r.t total number of convertible securities of the same class	
1	NIL	0	0.00		#DIV/0!		#DIV/0!	
TOTAL		0	0.00	0	#DIV/0!	0	#DIV/0!	0

BF INVESTMENT

(I)(d) Statement showing details of locked-in shares

Sr. No.	Name of the shareholder	Number of locked-in shares	Locked-in shares as a percentage of total number of shares {i.e., Grand Total (A)+(B)+(C) indicated in Statement at para (I)(a) above}	Promoter / Promoter Group / Public
1	NIL	0	0.00	
TOTAL		0	0.00	



BF INVESTMENT

(II)(a) Statement showing details of Depository Receipts (DRs)

Sr. No.	Type of outstanding DR (ADRs, GDRs, SDRs, etc.)	Number of outstanding DRs	Number of shares underlying outstanding DRs	Shares underlying outstanding DRs as a percentage of total number of shares {i.e., Grand Total (A)+(B)+(C) indicated in Statement at para (I)(a) above}
1	NIL	0	0	0.00
TOTAL				
		0	0	0.00

