

BF INVESTMENT

BFIL/NSE/BSE/

October 12, 2015

The Secretary,
National Stock Exchange of India Ltd.
Exchange Plaza, Bandra-Kurla Complex
Bandra (E)
Mumbai 400 051
Symbol : BFINVEST
Fax - 022-2659 8237 /38, 2659 8347 /48

Dept. of Corporate Services
BSE Ltd.
Phiroze Jeejeebhoy Towers,
Dalal Street,
Mumbai 400 001.
Scrip Code - 533303
Fax No.022-22723121/3719/2037

Kind Attn : Ms.Neha Gada, Manager,

Sir,

**Re :- Clause No.35 of Listing Agreement –
Shareholding pattern as on 30th September, 2015**

As required under Clause 35 of the Listing Agreement we are sending herewith shareholding pattern of the company in the prescribed format for the quarter ended September 30, 2015.

Thanking you,

Yours faithfully,
For BF Investment Limited



S. R. Kshirsagar
Company Secretary

Encls :- As above.

Correspondence Address:
Cyber City, Tower 15, Level 6, Office 602,
Magarpatta City, Hadapsar, Pune 411013.
Phone: +91-20-6629 2550/26



KALYANI
GROUP COMPANY

CIN:L65993PN2009PLC134021

BF INVESTMENT LIMITED, MUNDHWA, PUNE CANTONMENT, PUNE 411 036, MAHARASHTRA, INDIA

Phone : +91-20-26822552, 26702777 Fax : +91-20-26823061

Email : bfinvestment@vsnl.net

BF INVESTMENT


Introductory sub-table (I)(a)

Name of the Company: BF INVESTMENT LIMITED		CIN : L65993PN2009PLC134021	
Scrip Code, Name of the scrip, class of security: 533303, BFINVEST, EQUITY			
Quarter ended: 30TH SEPTEMBER, 2015			
Partly paid-up shares:-			
	No. of partly paid-up shares	As a % of total no. of partly paid-up shares	As a % of total no. of shares of the company
Held by promoter/promoter group		#DIV/0!	0
Held by public		#DIV/0!	0
Total	0	#DIV/0!	0
Outstanding convertible securities:-			
	No. of outstanding securities	As a % of total no. of outstanding convertible securities	As a % of total no. of shares of the company, assuming full conversion of the convertible securities
Held by promoter/promoter group		#DIV/0!	0
Held by public		#DIV/0!	0
Total	0	#DIV/0!	0
Warrants:-			
	No. of warrants	As a % of total no. of warrants	As a % of total no. of shares of the company, assuming full conversion of warrants
Held by promoter/promoter group		#DIV/0!	0
Held by public		#DIV/0!	0
Total	0	#DIV/0!	0
Total paid-up capital of the company, assuming full conversion of warrants and convertible securities		37667628	



Satyam

BF INVESTMENT



Statement Showing Shareholding Pattern							
Category code	Category of Shareholder	Table (I)(a)					Shares Pledged or otherwise encumbered
		Number of Shareholders	Total number of shares	Number of shares held in dematerialized form	Total shareholding as a percentage of total number of shares		
		(III)	(IV)	(V)	(VI)	(VII)	(VIII)
	(II)				As a percentage of (A+B) ¹	As a percentage of (A+B+C)	(IX) = (VIII)/(IV)*100
(A)	Shareholding of Promoter and Promoter Group ²						
I	Indian						
(a)	Individuals/ Hindu Undivided Family	8	102942	102934	0.27	0.27	0.00
(b)	Central Government/ State Government(s)	-	-	-	0.00	0.00	#DIV/0!
(c)	Bodies Corporate	13	27284034	27284034	72.43	72.43	0.00
(d)	Financial Institutions/ Banks	-	-	-	0.00	0.00	#DIV/0!
(e)	Any Others(Specify)	-	-	-	0.00	0.00	#DIV/0!
(e-i)					0.00	0.00	#DIV/0!
(e-ii)					0.00	0.00	#DIV/0!
	Sub Total(A)(1)	21	27386976	27386968	72.71	72.71	0.00
2	Foreign						
a	Individuals (Non-Residents Individuals/ Foreign Individuals)	-	-	-	0.00	0.00	#DIV/0!
b	Bodies Corporate	-	-	-	0.00	0.00	#DIV/0!
c	Institutions	-	-	-	0.00	0.00	#DIV/0!
d	Qualified Foreign Investor	-	-	-	0.00	0.00	#DIV/0!
e	Any Others(Specify)	-	-	-	0.00	0.00	#DIV/0!
e-i					0.00	0.00	#DIV/0!
e-ii							
	Sub Total(A)(2)	0	0	0	0.00	0.00	#DIV/0!
	Total Shareholding of Promoter and Promoter Group (A) = (A)(1)+(A)(2)	21	27386976	27386968	72.71	72.71	0.00

Sethi

BF INVESTMENT



(B)											
I											
(a)	Mutual Funds/ UTI	8	322966	322776	0.86	0.86	0.86	0.86	0.86	0.86	0.86
(b)	Financial Institutions / Banks	16	6740	5036	0.02	0.02	0.02	0.02	0.02	0.02	13.47
(c)	Central Government/ State Government(s)	-	-	-	0.00	0.00	0.00	0.00	0.00	0.00	
(d)	Venture Capital Funds	-	-	-	0.00	0.00	0.00	0.00	0.00	0.00	
(e)	Insurance Companies	1	160127	160127	0.43	0.43	0.43	0.43	0.43	0.43	
(f)	Foreign Institutional Investors	4	20637	20587	0.05	0.05	0.05	0.05	0.05	0.05	
(g)	Foreign Venture Capital Investors	-	-	-	0.00	0.00	0.00	0.00	0.00	0.00	
(h)	Qualified Foreign Investor	-	-	-	0.00	0.00	0.00	0.00	0.00	0.00	
(i)	Any Other (specify)	-	-	-	0.00	0.00	0.00	0.00	0.00	0.00	
(i-i)											
(i-ii)											
Sub-Total (B)(1)		29	510470	508526	1.36	1.36	1.36	1.36	1.36	1.36	0.18
B 2											
(a)	Bodies Corporate	423	3067599	1487352	8.14	8.14	8.14	8.14	8.14	8.14	6.66
(b)	Individuals				0.00	0.00	0.00	0.00	0.00	0.00	
I	Individuals -i. Individual shareholders holding nominal share capital up to Rs 1 lakh	23194	4995697	4202785	13.26	13.26	13.26	13.26	13.26	13.26	2.61
II	ii. Individual shareholders holding nominal share capital in excess of Rs. 1 lakh.	14	880911	880911	2.34	2.34	2.34	2.34	2.34	2.34	0.00
(c)	Qualified Foreign Investor	-	-	-	0.00	0.00	0.00	0.00	0.00	0.00	#DIV/0!
(d)	Any Other (specify)				0.00	0.00	0.00	0.00	0.00	0.00	
(d-i)	Clearing Member	121	90147	90147	0.24	0.24	0.24	0.24	0.24	0.24	3.39
(d-ii)	Foreign Portfolio Investor (Corporate)	3	240545	240545	0.64	0.64	0.64	0.64	0.64	0.64	0.00
(d-iii)	Non Resident Indian (Repat)	92	100645	98804	0.27	0.27	0.27	0.27	0.27	0.27	0.00
(d-iii)	Non Resident Indian (Non Repat)	81	49701	46547	0.13	0.13	0.13	0.13	0.13	0.13	0.00
(d-iv)	Overseas Bodies Corporates	1	350	350	0.00	0.00	0.00	0.00	0.00	0.00	
(d-v)	Trusts	14	344587	344587	0.91	0.91	0.91	0.91	0.91	0.91	
Sub-Total (B)(2)		23943	9770182	7392028	25.94	25.94	25.94	25.94	25.94	25.94	3.46
(B)											
(B)	Total Public Shareholding (B)= (B)(1)+(B)(2)	23972	10280652	7900554	27.29	27.29	27.29	27.29	27.29	27.29	3.30
TOTAL (A)+(B)		23993	37667628	35287522	100.00	100.00	100.00	100.00	100.00	100.00	0.90

Handwritten signature

BF INVESTMENT

(C)	Shares held by Custodians and against which Depository Receipts have been issued											
1	Promoter and Promoter Group	-	-	-	-	-	-	0.00				#DIV/0!
2	Public	-	-	-	-	-	-	0.00				
	Sub-Total (C)	0	0	0	0	0	0				0	
	GRAND TOTAL (A)+(B)+(C)	23993	37667628	35287522	100.00	338797	0.90					




(Handwritten signature)

BF INVESTMENT

Sr.No	Notes
1	
2	
3	
4	
5	
6	
7	
8	
9	



BF INVESTMENT



[Signature]

(1)(b) Statement showing holding of securities (including shares, warrants, convertible securities) of persons belonging to the category "Promoter and Promoter Group"


Sr. No.	Name of the shareholder	Details of Shares held		Encumbered shares (*)			Details of warrants		Details of convertible securities		Total shares (including underlying shares assuming full conversion of warrants and convertible securities) as a % of diluted share capital
		Number of shares held	As a % of grand total (A) + (B) + (C)	No.	As a percentage (V) = (V)/(III)*100	As a % of grand total (A)+(B)+(C) of sub-clause (I)(a)	Number of warrants held	As a % total number of warrants of the same class	Number of convertible securities held	As a % total number of convertible securities of the same class	
	(ii)	(iii)	(iv)	(v)	(vi)	(vii)	(viii)	(ix)	(x)	(xi)	(xii)
1	BABASAHEB NEELKANTH KALYANI - Promoter	7204	0.02	-	0.00	0.00	-	#DIV/0!	-	#DIV/0!	
2	AJINKYA INVESTMENT AND TRADING COMPANY	10292103	27.32	-	0.00	0.00	-	#DIV/0!	-	#DIV/0!	
3	SUNDARAM TRADING AND INVESTMENT PVT LTD	9543068	25.33	-	0.00	0.00	-	#DIV/0!	-	#DIV/0!	
4	KSL HOLDINGS PRIVATE LIMITED	5054091	13.42	-	0.00	0.00	-	#DIV/0!	-	#DIV/0!	
5	PIH FINVEST COMPANY LIMITED	1424885	3.78	-	0.00	0.00	-	#DIV/0!	-	#DIV/0!	
6	JANNHAVI INVESTMENT PRIVATE LIMITED	458514	1.22	-	0.00	0.00	-	#DIV/0!	-	#DIV/0!	
7	RAJGAD TRADING COMPANY PVT.LTD.	151674	0.40	-	0.00	0.00	-	#DIV/0!	-	#DIV/0!	
8	KALYANI CONSULTANTS PVT.LTD.	149500	0.40	-	0.00	0.00	-	#DIV/0!	-	#DIV/0!	
9	DANDAKARANYA INVESTMENT AND TRADING PVT.LTD.	95000	0.25	-	0.00	0.00	-	#DIV/0!	-	#DIV/0!	
10	CAMPANULA INVESTMENT & FINANCE PVT.LTD	61389	0.16	-	0.00	0.00	-	#DIV/0!	-	#DIV/0!	
11	CORNFLOWER INVESTMENT & FINANCE PVT.LTD	41900	0.11	-	0.00	0.00	-	#DIV/0!	-	#DIV/0!	
12	HASTINAPUR INVESTMENT & TRADING PVT.LTD	6267	0.02	-	0.00	0.00	-	#DIV/0!	-	#DIV/0!	
13	DRONACHARYA INVESTMENT & TRADING PVT.LTD	5643	0.01	-	0.00	0.00	-	#DIV/0!	-	#DIV/0!	
Relatives of Promoters											
14	GAURISHANKAR NEELKANTH KALYANI	63779	0.17	-	0.00	0.00	-	#DIV/0!	-	#DIV/0!	
15	AMIT BABASAHEB KALYANI	28270	0.08	-	0.00	0.00	-	#DIV/0!	-	#DIV/0!	
16	ROHINI GAURISHANKAR KALYANI	2000	0.01	-	0.00	0.00	-	#DIV/0!	-	#DIV/0!	
17	DR. MEERA KHENY	700	0.00	-	0.00	0.00	-	#DIV/0!	-	#DIV/0!	
18	ASHOK KUMAR KHENY	581	0.00	-	0.00	0.00	-	#DIV/0!	-	#DIV/0!	
19	SUGANDHA JAI HIREMATH	400	0.00	-	0.00	0.00	-	#DIV/0!	-	#DIV/0!	
20	SULOCHANA NEELKANTH KALYANI Jointly Mr.B.N.Kalyani	8	0.00	-	0.00	0.00	-	#DIV/0!	-	#DIV/0!	
TOTAL		27386976	72.71	0	0.00	0.00	0	#DIV/0!	0	#DIV/0!	0

(*) The term "encumbrance" has the same meaning as assigned to it in regulation 28(3) of the SAST Regulations, 2011

BF INVESTMENT

(D)(c)(i) Statement showing holding of securities (including shares, warrants, convertible securities) of persons belonging to the category "Public" and holding more than 1% of the total number of shares


Sr. No.	Name of the shareholder	Number of shares held	Shares as a percentage of total number of shares (i.e., Grand Total (A)+(B)+(C) indicated in Statement at para (D)(a) above}	Details of warrants		Details of convertible securities		Total shares (including underlying shares assuming full conversion of warrants and convertible securities) as a % of diluted share capital
				Number of warrants held	As a % total number of warrants of the same class	Number of convertible securities held	% w.r.t total number of convertible securities of the same class	
1	KRUTADNYA MANAGEMENT AND TRADING SERVICES LLP	1568600	4.16	-	#DIV/0!	-	#DIV/0!	
TOTAL		1568600	4.16	0	#DIV/0!	0	#DIV/0!	0



BF INVESTMENT

(I)(c)(ii) Statement showing holding of securities (including shares, warrants, convertible securities) of persons (together with PAC) belonging to the category "Public" and holding more than 5% of the total number of shares of the company


Sr. No.	Name(s) of the shareholder(s) and the Persons Acting in Concert (PAC) with them	Number of shares	Shares as a percentage of total number of shares {i.e., Grand Total (A)+(B)+(C) indicated in Statement at para (I)(a) above}	Details of warrants		Details of convertible securities		Total shares (including underlying shares assuming full conversion of warrants and convertible securities) as a % of diluted share capital
				Number of warrants	As a % total number of warrants of the same class	Number of convertible securities held	% w.r.t total number of convertible securities of the same class	
1	NIL	0	0.00		#DIV/0!		#DIV/0!	
TOTAL		0	0.00	0	#DIV/0!	0	#DIV/0!	0

BF INVESTMENT

(D)(d) Statement showing details of locked-in shares


Sr. No.	Name of the shareholder	Number of locked-in shares	Locked-in shares as a percentage of total number of shares {i.e., Grand Total (A)+(B)+(C) indicated in Statement at para (D)(a) above}	Promoter / Promoter Group / Public
1	NIL	0	0.00	
TOTAL		0	0.00	



BF INVESTMENT

(II)(a) Statement showing details of Depository Receipts (DRs)

Sr. No.	Type of outstanding DR (ADRs, GDRs, SDRs, etc.)	Number of outstanding DRs	Number of shares underlying outstanding DRs	Shares underlying outstanding DRs as a percentage of total number of shares {i.e., Grand Total (A)+(B)+(C) indicated in Statement at para (D)(a) above}
1	NIL	0	0	0.00
TOTAL				
		0	0	0.00



A handwritten signature in black ink, appearing to be "S. S. S.", written over the stamp.

BF INVESTMENT

(II)(b) Statement showing holding of Depository Receipts (DRs), where underlying shares held by "promoter/promoter group" are in excess of 1% of the total number of shares

Sr. No.	Name of the DR Holder	Type of outstanding DR (ADRs, GDRs, SDRs, etc.)	Number of shares underlying outstanding DRs	Shares underlying outstanding DRs as a percentage of total number of shares {i.e., Grand Total (A)+(B)+(C) indicated in Statement at para (I)(a) above}
1	NIL	0	0	0.00
TOTAL			0	0.00

