

BF INVESTMENT

BFUL/NSE/BSE/

April 15, 2019

The Secretary,
National Stock Exchange of India Ltd.
Exchange Plaza, Bandra-Kurla Complex
Bandra (E)
Mumbai 400 051
Symbol : BFINVEST

Dept. of Corporate Services
BSE Ltd.
Phiroze Jeejeebhoy Towers,
Dalal Street,
Mumbai 400 001.
Scrip Code - 533303

Dear Sir,

Re :- Regulation 31 of SEBI (Listing Obligations and Disclosure Requirements) Regulations, 2015 – Shareholding pattern as on 31st March, 2019

As required under Regulation 31 of SEBI (Listing Obligations and Disclosure Requirements) Regulations, 2015 we are sending herewith shareholding pattern of the company in the prescribed format for the quarter ended 31st March, 2019.

Thanking you,

Yours faithfully,
For BF Investment Limited



S. R. Kshirsagar
Company Secretary

Encls :- As above.



Correspondence Address:
Cyber City, Tower 15, Level 6, Office 602,
Magarpatta City, Hadapsar, Pune 411013.
Phone: +91-20-6629 2550/26

CIN:L65993PN2009PLC134021

KALYANI
GROUP COMPANY

BF INVESTMENT LIMITED, MUNDHWA, PUNE CANTONMENT, PUNE 411 036, MAHARASHTRA, INDIA

Phone : +91-20-26822552, 26702777 Fax : +91-20-26823061

Email : bfinvestment@vsnl.net

BF Investment Limited

Shareholding Pattern under Regulation 31 of SEBI (Listing Obligations and Disclosure Requirements) Regulations, 2015

1.	Name of Listed Entity: BF Investment Limited
2.	Scrip Code/Name of Scrip/Class of Security: 533303
3.	Share Holding Pattern Filed under: Reg. 31(1)(a)/Reg. 31(1)(b)/Reg.31(1)(c)
a.	If under 31(1)(b) then indicate the report for Quarter ending : 31st March, 2019
b.	If under 31(1)(c) then indicate date of allotment/extinguishment
4.	Declaration: The Listed entity is required to submit the following declaration to the extent of submission of information:-

	Particulars	Yes*	No*
1	Whether the Listed Entity has issued any partly paid up shares?	<input type="checkbox"/>	No
2	Whether the Listed Entity has issued any Convertible Securities or Warrants?	<input type="checkbox"/>	No
3	Whether the Listed Entity has any shares against which depository receipts are issued?	<input type="checkbox"/>	No
4	Whether the Listed Entity has any shares in locked-in?	<input type="checkbox"/>	No
5	Whether any shares held by promoters are pledge or otherwise encumbered?	<input type="checkbox"/>	No

* If the Listed Entity selects the option 'No' for the questions above, the columns for the partly paid up shares, Outstanding Convertible Securities/Warrants, depository receipts, locked-in shares, No of shares pledged or otherwise encumbered by promoters, as applicable, shall not be displayed at the time of dissemination on the Stock Exchange website. Also wherever there is 'No' declared by Listed Entity in above table the values will be considered as 'Zero' by default on submission of the format of holding of specified securities.




Satyam

BF Investment Limited

Table I - Summary Statement holding of specified securities

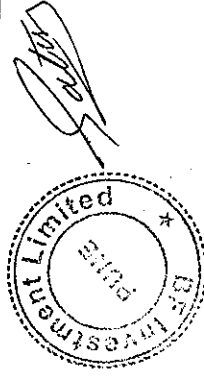
Category	Category of shareholder	Nos. of shareholders	No. of fully paid up equity shares held	No. of Partly paid-up equity shares held	No. of shares underlying Depository Receipts	Total nos. shares held (VII) = (IV)+(V)+(VI)	Shareholding as a % of total no. of shares (calculated as per SCRR, 1957)	Number of Voting Rights held in each class of securities			No. of Shares Underlying Outstanding & convertible securities (including Warrants)	Shareholding, as a % assuming full conversion of convertible securities (as a percentage of diluted share capital) (XI) = (VII)+(X) As a % of (A+B+C2)	Number of Locked in shares		Number of Shares pledged or otherwise encumbered		Number of equity shares held in dematerialised form
								Total	Class e.g. X, eg: Y	Class			No. (a)	As a % of total Shares held(b)	No. (a)	As a % of total Shares held(b)	
(A)	Promoter & Promoter Group	20	27640976	0	0	27640976	73.3812	0	27640976	73.3812	0	0.0000	0	0.0000	0	0.0000	27640968
(B)	Public	22705	10026652	0	0	10026652	26.6188	0	10026652	26.6188	0	0.0000	0	0.0000	NA	NA	7785867
(C)	Non Promoter - Non Public														NA	NA	
(C1)	Shares Underlying DRs	0	0	0	0	0	0.0000	0	0	0.0000	0	0.0000	0	0.0000	NA	NA	0
(C2)	Shares Held By Employee Trust	0	0	0	0	0	0.0000	0	0	0.0000	0	0.0000	0	0.0000	NA	NA	0
	Total	22725	37667628	0	0	37667628	100.0000	0	37667628	100.0000	0	100.0000	0	0.0000	0	0.0000	35426835



BF Investment Limited

Table II - Statement showing shareholding pattern of the Promoter and Promoter Group

Category & Name of the shareholders	(I)	(II)	(III)	(IV)	(V)	(VI)	(VII) = (IV)+(V)+(VI)	Shareholding % calculated as per SCRR, 1957 as a % of (A+B+C2)	Number of Voting Rights held in each class of securities			(X)	Shareholding % assuming full conversion of convertible securities (as a percentage of diluted share capital)	Number of Locked in shares		(XIII)	(XIV)		
									No. of Voting Rights		Total			No. Shares held (a)	As a % of total Shares held (b)			No. Shares held (a)	As a % of total Shares held (b)
									Class eg: X	Class eg: Y									
Indian	8	106942	0	0	0	106942	0.2839	0	106942	0	0.2839	0	0.0000	0	0.0000	106934			
(a) Individuals / Hindu Undivided Family																			
Gaurishankar Neelkanth Kalyani	1	63779	0	0	0	63779	0.1693	0	63779	0	0.1693	0	0.0000	0	0.0000	63779			
Amit Babasaheb Kalyani	1	28270	0	0	0	28270	0.0751	0	28270	0	0.0751	0	0.0000	0	0.0000	28270			
Babasaheb Neelkanth Kalyani	1	7212	0	0	0	7212	0.0191	0	7212	0	0.0191	0	0.0000	0	0.0000	7204			
Sunita Babasaheb Kalyani	1	4000	0	0	0	4000	0.0106	0	4000	0	0.0106	0	0.0000	0	0.0000	4000			
Rohini Gaurishankar Kalyani	1	2000	0	0	0	2000	0.0053	0	2000	0	0.0053	0	0.0000	0	0.0000	2000			
Dr. Meera Kheny	1	700	0	0	0	700	0.0019	0	700	0	0.0019	0	0.0000	0	0.0000	700			
Ashok Kumar Kheny	1	581	0	0	0	581	0.0015	0	581	0	0.0015	0	0.0000	0	0.0000	581			
Sugandha Jai Hiremath	1	400	0	0	0	400	0.0011	0	400	0	0.0011	0	0.0000	0	0.0000	400			
Central Government / State Government(s)	0	0	0	0	0	0	0.0000	0	0	0	0.0000	0	0.0000	0	0.0000	0			
Financial Institutions / Banks	0	0	0	0	0	0	0.0000	0	0	0	0.0000	0	0.0000	0	0.0000	0			
Any Other (Specify)	0	0	0	0	0	0	0.0000	0	0	0	0.0000	0	0.0000	0	0.0000	0			
(b) Bodies Corporate																			
Ajinkya Investment And Trading Company	12	27534034	0	0	0	27534034	73.0973	0	27534034	0	73.0973	0	0.0000	0	0.0000	27534034			
Sundaram Trading And Investment Pvt Ltd	12	27534034	0	0	0	27534034	73.0973	0	27534034	0	73.0973	0	0.0000	0	0.0000	27534034			
Ksl Holdings Private Limited	1	10292103	0	0	0	10292103	27.3235	0	10292103	0	27.3235	0	0.0000	0	0.0000	10292103			
Pih Finvest Company Limited	1	9793068	0	0	0	9793068	25.9986	0	9793068	0	25.9986	0	0.0000	0	0.0000	9793068			
Jannhavi Investment Private Limited	1	5054091	0	0	0	5054091	13.4176	0	5054091	0	13.4176	0	0.0000	0	0.0000	5054091			
AAACF6085F	1	1424885	0	0	0	1424885	3.7828	0	1424885	0	3.7828	0	0.0000	0	0.0000	1424885			
AAACJ4428N	1	458514	0	0	0	458514	1.2173	0	458514	0	1.2173	0	0.0000	0	0.0000	458514			
AAACR8546F	1	151674	0	0	0	151674	0.4027	0	151674	0	0.4027	0	0.0000	0	0.0000	151674			
AAACK7314C	1	149500	0	0	0	149500	0.3969	0	149500	0	0.3969	0	0.0000	0	0.0000	149500			
Dandakaranya Investment And Trading Pvt.Ltd.	1	95000	0	0	0	95000	0.2522	0	95000	0	0.2522	0	0.0000	0	0.0000	95000			
Campanula Investment & Finance Pvt.Ltd	1	61389	0	0	0	61389	0.1630	0	61389	0	0.1630	0	0.0000	0	0.0000	61389			
Cornflower Investment & Finance Pvt.Ltd	1	41900	0	0	0	41900	0.1112	0	41900	0	0.1112	0	0.0000	0	0.0000	41900			
Hestinaur Investment & Trading Pvt.Ltd	1	6267	0	0	0	6267	0.0166	0	6267	0	0.0166	0	0.0000	0	0.0000	6267			
Dronacharya Investment & Trading Pvt.Ltd	1	5643	0	0	0	5643	0.0150	0	5643	0	0.0150	0	0.0000	0	0.0000	5643			
Sub Total (A)(1)	20	27640976	0	0	0	27640976	73.3812	0	27640976	0	73.3812	0	0.0000	0	0.0000	27640968			



BF Investment Limited

Table II - Statement showing shareholding pattern of the Promoter and Promoter Group

Category & Name of the shareholders	PAN	(i)	(ii)	(iii)	(iv)	(v)	(vi)	(vii) = (iv)+(v)+(vi)	Shareholding % calculated as per SCRR, 1957 As a % of (A+B+C2)	Number of Voting Rights held in each class of securities			No. of Shares Underlying Outstanding convertible securities (including Warrants)	Shareholding, as a % assuming full conversion of convertible securities (as a percentage of diluted share capital)	Number of Locked in shares		Number of Shares pledged or otherwise encumbered		Number of equity shares held in dematerialised form		
										No. of Voting Rights	Class eg: X leg: Y	Total			Total as a % of (A+B+C)	No. Shares held (a)	As a % of total Shares held (b)	No. Shares held (a)		As a % of total Shares held (b)	
																					(ix)
2 Foreign																					
Individuals (Non-Resident Individuals / Foreign Individuals)																					
(a) Government																					
(b) Institutions																					
(c) Foreign Portfolio Investor																					
(d) Any Other (Specify)																					
(e) Sub Total (A)(2)																					
Total Shareholding Of Promoter And Promoter Group (A) = (A)(1)+(A)(2)				20	27640976	0	0	27640976	73.3812	27640976	0	27640976	73.3812	0	0.0000	0	0.0000	0	0.0000	0	27640968

Details of Shares which remain unclaimed may be given hear along with details such as number of shareholders, outstanding shares held in demat/unclaimed suspense account, voting rights which are frozen etc.

Note :

(1) PAN would not be displayed on website of Stock Exchange(s)

(2) The term 'Encumbrance' has the same meaning as assigned under regulation 28(3) of SEBI (Substantial Acquisition of Shares and Takeovers) Regulations, 2011.




Table III - Statement showing shareholding pattern of the Public shareholder

Category & Name of the shareholders	PAN	(II)	(III)	(IV)	(V)	(VI)	(VII) = (IV)+(V)+(VI)	(VIII) As a % of (A+B+C2)	Number of Voting Rights held in each class of securities			(X)	(VII)+(X) As a % of (A+B+C2)	Number of Locked in shares		Number of Shares pledged or otherwise encumbered		(XIV)
									No. of fully paid up equity shares held	No. of Partly paid-up equity shares held	No. of Depository Receipts			Shareholding % calculated as per SCRR, 1957 As a % of (A+B+C2)	Class eg: X (eg: Y)	Total	Total as a % of (A+B+C)	
1																		
(a) Institutions																		
(a) Mutual Fund			6	1709	0	0	1709	0.0045	1709	0	1709	0.0045	0	0.0045	0	0.0000	NA	1519
(b) Venture Capital Funds			0	0	0	0	0	0.0000	0	0	0	0.0000	0	0.0000	0	0.0000	NA	0
(c) Alternate Investment Funds			0	0	0	0	0	0.0000	0	0	0	0.0000	0	0.0000	0	0.0000	NA	0
(d) Foreign Venture Capital Investors			0	0	0	0	0	0.0000	0	0	0	0.0000	0	0.0000	0	0.0000	NA	0
(e) Foreign Portfolio Investor			11	641801	0	0	641801	1.7039	641801	0	641801	1.7039	0	1.7039	0	0.0000	NA	641751
(f) Financial Institutions / Banks			12	166968	0	0	166968	0.4433	166968	0	166968	0.4433	0	0.4433	0	0.0000	NA	165264
(g) Insurance Companies			1	160127	0	0	160127	0.4251	160127	0	160127	0.4251	0	0.4251	0	0.0000	NA	160127
(h) Provident Funds/ Pension Funds			0	0	0	0	0	0.0000	0	0	0	0.0000	0	0.0000	0	0.0000	NA	0
(i) Any Other (Specify)			2	98	0	0	98	0.0003	98	0	98	0.0003	0	0.0003	0	0.0000	NA	98
Foreign Bank			2	98	0	0	98	0.0003	98	0	98	0.0003	0	0.0003	0	0.0000	NA	98
Sub Total (B)(1)			32	970703	0	0	970703	2.5770	970703	0	970703	2.5770	0	2.5770	0	0.0000	NA	968759
Central Government/ State Government(s)/ President of India																		
Sub Total (B)(2)			0	0	0	0	0	0.0000	0	0	0	0.0000	0	0.0000	0	0.0000	NA	0
3																		
(a) Non-Institutions																		
(a) Individuals																		
i. Individual shareholders holding nominal share capital up to Rs. 2 lakhs.			21515	4336577	0	0	4336577	11.5127	4336577	0	4336577	11.5127	0	11.5127	0	0.0000	NA	3739707
ii. Individual shareholders holding nominal share capital in excess of Rs. 2 lakhs.			6	1029511	0	0	1029511	2.7331	1029511	0	1029511	2.7331	0	2.7331	0	0.0000	NA	1029511
Vijay Balkrishna Puskalkar	AAUPP9264H			740325	0	0	740325	1.9654	740325	0	740325	1.9654	0	1.9654	0	0.0000	NA	740325
NBFCs registered with RBI			3	75668	0	0	75668	0.2009	75668	0	75668	0.2009	0	0.2009	0	0.0000	NA	75668
Trust Employee			0	0	0	0	0	0.0000	0	0	0	0.0000	0	0.0000	0	0.0000	NA	0
Overseas Depositories(holding DRs) (balancing figure)			0	0	0	0	0	0.0000	0	0	0	0.0000	0	0.0000	0	0.0000	NA	0




Table III - Statement showing shareholding pattern of the Public shareholder

Category & Name of the shareholders	(I)	(II)	(III)	(IV)	(V)	No. of shares underlying Depository Receipts held	Shareholding % calculated as per SCRR, 1957 As a % of (A+B+C2)	Number of Voting Rights held in each class of securities			No. of Shares Underlying Outstanding convertible securities (including Warrants)	Shareholding % as a % assuming full conversion of convertible securities (as a percentage of diluted share capital)	Number of Locked in shares		Number of Shares pledged or otherwise encumbered		Number of equity shares held in dematerialised form.
								No. of fully paid up equity shares held	Partly paid-up equity shares held	No. of Voting Rights			Total as a % of (A+B+C)	No. (a)	As a % of total Shares held(b)	No. (a)	
							(VII) = (IV)+(V)+ (VI)	(IX)	(X)	(VII)+(X) As a % of (A+B+C2)	(XII)	(XIII)	(XIV)				
(e) Any Other (Specify)			1149	3614193	0	0	3614193	9.5950	0	3614193	9.5950	0	0.0000	NA	1972222		
Trusts			12	402261	0	0	402261	1.0679	0	402261	1.0679	0	0.0000	NA	344187		
Hindu Undivided Family			503	270038	0	0	270038	0.7169	0	270038	0.7169	0	0.0000	NA	270038		
Non Resident Indians (Non Repat)			127	83522	0	0	83522	0.2217	0	83522	0.2217	0	0.0000	NA	80368		
Non Resident Indians (Repat)			106	46425	0	0	46425	0.1232	0	46425	0.1232	0	0.0000	NA	44584		
Overseas Bodies Corporates			1	350	0	0	350	0.0009	0	350	0.0009	0	0.0000	NA	350		
Clearing Member			110	94279	0	0	94279	0.2503	0	94279	0.2503	0	0.0000	NA	94279		
Bodies Corporate			290	2717318	0	0	2717318	7.2139	0	2717318	7.2139	0	0.0000	NA	1138416		
Krutadnya Management And Trading Services Llp		AANFK3728N	1	1568600	0	0	1568600	4.1643	0	1568600	4.1643	0	0.0000	NA	0		
Sub Total (B)(3)			22673	9055949	0	0	9055949	24.0417	0	9055949	24.0417	0	0.0000	NA	6817108		
Total Public Shareholding (B)= (B)(1)+(B)(2)+(B)(3)			22705	10026652	0	0	10026652	26.6188	0	10026652	26.6188	0	0.0000	NA	7785867		

Details of the shareholders acting as persons in Concert including their Shareholding (No. and %):

No. of shareholders	No. of Shares

Details of Shares which remain unclaimed may be given hear along with details such as number of shareholders, outstanding shares held in demat/unclaimed suspense account, voting rights which are frozen etc.

Note :

- (1) PAN would not be displayed on website of Stock Exchange(s).
- (2) The above format needs to disclose name of all holders holding more than 1% of total number of shares
- (3) W.r.t. the information pertaining to Depository Receipts, the same may be disclosed in the respective columns to the extent information available and the balance to be disclosed as held by custodian.



BF Investment Limited

Table IV - Statement showing shareholding pattern of the Non Promoter- Non Public shareholder

Category & Name of the shareholders	PAN	Nos. of shareholders	No. of fully paid up equity shares held	Partly paid-up equity shares held	No. of shares underlying Depository Receipts	Shareholding % calculated as per SCRR, 1957 As a % of (A+B+C2)	Number of Voting Rights held in each class of securities			No. of Shares Underlying Outstanding convertible securities (including Warrants)	Shareholding, as a % assuming full conversion of convertible securities (as a percentage of diluted share capital)	Number of Locked in shares		Number of Shares pledged or otherwise encumbered		Number of equity shares held in dematerialised form	
							No of Voting Rights	Class eg: X	Class eg: Y			Total (A+B+C)	No. (a)	As a % of total Shares held(b)	No. (a)		As a % of total Shares held(b)
(I)	(II)	(III)	(IV)	(V)	(VI)	(VII) = (IV)+(V) + (VI)	(VIII) As a % of (A+B+C2)	(IX)	(X)	(XI)= (VII)+(X) As a % of	(XII)	(XIII)	(XIV)				
1 Custodian/DR Holder Employee Benefit Trust (under SEBI (Share based Employee Benefit) Regulations, 2014)		0	0	0	0	0	0.0000	0	0	0.0000	0	0.0000	0	0.0000	NA	0	
2 Total Non-Promoter- Non Public Shareholding (C)= (C1)+(C)2		0	0	0	0	0	0.0000	0	0	0.0000	0	0.0000	0	0.0000	NA	0	

Note :

- (1) PAN would not be displayed on website of Stock Exchange(s).
- (2) The above format needs to disclose name of all holders holding more than 1% of total number of shares
- (3) W.r.t. the information pertaining to Depository Receipts, the same may be disclosed in the respective columns to the extent information available and the balance to be disclosed as held by custodian.

