

BF INVESTMENT

CIN:L65993PN2009PLC134021

BFUL/NSE/BSE/

January 17, 2020

National Stock Exchange of India Ltd.
Exchange Plaza, Bandra-Kurla Complex
Bandra (E),
Mumbai – 400 051
SYMBOL – BFINVEST

BSE Limited
Phiroze Jeejeebhoy Tower
Dalal Street, Fort,
Mumbai – 400 001.
Scrip Code – 533303

Dear Sir,

Re :- Regulation 31 of SEBI (Listing Obligations and Disclosure Requirements) Regulations, 2015 – Shareholding pattern as on 31st December, 2019

As required under Regulation 31 of SEBI (Listing Obligations and Disclosure Requirements) Regulations, 2015 we are sending herewith shareholding pattern of the company in the prescribed format for the quarter ended 31st December, 2019.

Thanking you,

Yours faithfully,
For BF Investment Limited


S. R. Kshirsagar
Company Secretary

Encls :- As above.



KALYANI
GROUP COMPANY

Correspondence Address:
Cyber City, Tower 15, Level 6, Office 602,
Magarpatta City, Hdadapsar, Pune 411013.
Phone: +91-20-6629 2550/26


BF Investment Limited

Shareholding Pattern under Regulation 31 of SEBI (Listing Obligations and Disclosure Requirements) Regulations, 2015

1.	Name of Listed Entity: BF Investment Limited
2.	Scrip Code/Name of Scrip/Class of Security: 533303
3.	Share Holding Pattern Filed under: Reg. Reg. 31(1)(b)
	a. If under 31(1)(b) then indicate the report for Quarter ending
	b. If under 31(1)(c) then indicate date of allotment/extinguishment
4.	Declaration: The Listed entity is required to submit the following declaration to the extent of submission of information:-

	Particulars	Yes*	No*
1	Whether the Listed Entity has issued any partly paid up shares?	<input type="checkbox"/>	No
2	Whether the Listed Entity has issued any Convertible Securities or Warrants?	<input type="checkbox"/>	No
3	Whether the Listed Entity has any shares against which depository receipts are issued?	<input type="checkbox"/>	No
4	Whether the Listed Entity has any shares in locked-in?	<input type="checkbox"/>	No
5	Whether any shares held by promoters are pledge or otherwise encumbered?	<input type="checkbox"/>	No


* If the Listed Entity selects the option 'No' for the questions above, the columns for the partly paid up shares, Outstanding Convertible Securities/Warrants, depository receipts, locked-in shares, No of shares pledged or otherwise encumbered by promoters, as applicable, shall not be displayed at the time of dissemination on the Stock Exchange website. Also wherever there is 'No' declared by Listed Entity in above table the values will be considered as 'Zero' by default on submission of the format of holding of specified securities.



BF Investment Limited


Table I - Summary Statement holding of specified securities

Category	Category of shareholder	Nos. of shareholders	No. of fully paid up equity shares held	No. of Partly paid-up equity shares held	No. of shares underlying Depository Receipts	Total nos. shares held (VII) = (IV)+(V)+(VI)	Shareholding as a % of total no. of shares (calculate as per SCRR, 1957) (VIII) As a % of (A+B+C2)	Number of Voting Rights held in each class of securities			No. of Shares Underlying Outstanding convertible securities (including Warrants)	Shareholding, as a % assuming full conversion of convertible securities (as a percentage of diluted share capital) (XI) = (VI)+(X) As a % of (A+B+C2)	Number of Locked in shares		Number of Shares pledged or otherwise encumbered		Number of equity shares held in dematerialised form	
								No of Voting Rights		Total as a % of (A+B+C)			As a % of total Shares held (b)	As a % of total Shares held (a)	As a % of total Shares held (b)			
								Class e.g. X	Class e.g. Y							Total		
(I)	(II)																	
(A)	Promoter & Promoter Group	20	27640976	0	0	27640976	73.3812	27640976	0	27640976	73.3812	0	0.0000	0	0.0000	0	0.0000	27640976
(B)	Public	21690	10026652	0	0	10026652	26.6188	10026652	0	10026652	26.6188	0	0.0000	0	0.0000	NA	NA	7818617
(C)	Non Promoter - Non Public					0			0				0.0000		0.0000	NA	NA	
(C1)	Shares Underlying DRs	0	0	0	0	0	0.0000	0	0	0	0.0000	0	0.0000	0	0.0000	NA	NA	0
(C2)	Shares Held By Employee Trust	0	0	0	0	0	0.0000	0	0	0	0.0000	0	0.0000	0	0.0000	NA	NA	0
	Total	21710	37667628	0	0	37667628	100.0000	37667628	0	37667628	100.0000	0	0.0000	0	0.0000	0	0.0000	35459593



BF Investment Limited
Table II - Statement showing shareholding pattern of the Promoter and Promoter Group

Category & Name of the shareholders	PAN	(I)	(II)	(III)	(IV)	(V)	No. of shares underlying Depository Receipts	Shareholding % calculated as per SCRR, 1957 As a % of (A+B+C2)	Number of Voting Rights held in each class of securities			(X)	Shareholding % as a % assuming full conversion of convertible securities (as a percentage of diluted share capital)	Number of Locked in shares		Number of Shares pledged or otherwise encumbered		Number of equity shares held in dematerialised form	
									Total nos. shares held (VII) = (IV)+(V)+ (VI)	Total as a % of (A+B+C)	Class eg: X eg: y			No. of Shares Underlying Outstanding convertible securities (including Warrants)	No. (a)	As a % of total Shares held (b)	No. (a)		As a % of total Shares held (b)
1. Indian																			
(a) Individuals / Hindu Undivided Family																			
Gaurishankar Neelkanth Kalyani	ABAPK7885J	8	106942	0	0	0	106942	0.2839	0	106942	0.2839	0	0.2839	0	0.0000	0	0.0000	106942	
Amit Babasaheb Kalyani	ABAPK7869A	1	63779	0	0	0	63779	0.1693	0	63779	0.1693	0	0.1693	0	0.0000	0	0.0000	63779	
Babasaheb Neelkanth Kalyani	ABIPK5782A	1	28270	0	0	0	28270	0.0751	0	28270	0.0751	0	0.0751	0	0.0000	0	0.0000	28270	
Sunita Babasaheb Kalyani	AEXPK3897G	1	7212	0	0	0	7212	0.0191	0	7212	0.0191	0	0.0191	0	0.0000	0	0.0000	7212	
Rohini Gaurishankar Kalyani	ABGPK1583K	1	4000	0	0	0	4000	0.0106	0	4000	0.0106	0	0.0106	0	0.0000	0	0.0000	4000	
Dr. Meera Kheny	AFIPK6538F	1	2000	0	0	0	2000	0.0053	0	2000	0.0053	0	0.0053	0	0.0000	0	0.0000	2000	
Ashok Kumar Kheny	AFUPK7508Q	1	700	0	0	0	700	0.0019	0	700	0.0019	0	0.0019	0	0.0000	0	0.0000	700	
Sugandha Jai Hiremath	AAACPH8169D	1	581	0	0	0	581	0.0015	0	581	0.0015	0	0.0015	0	0.0000	0	0.0000	581	
		1	400	0	0	0	400	0.0011	0	400	0.0011	0	0.0011	0	0.0000	0	0.0000	400	
(b) Central Government / State Government(s)		0	0	0	0	0	0	0.0000	0	0	0.0000	0	0.0000	0	0.0000	0	0.0000	0	
(c) Financial Institutions / Banks		0	0	0	0	0	0	0.0000	0	0	0.0000	0	0.0000	0	0.0000	0	0.0000	0	
(d) Any Other (Specify)		12	27534034	0	0	0	27534034	73.0973	0	27534034	73.0973	0	73.0973	0	0.0000	0	0.0000	27534034	
Bodies Corporate		12	27534034	0	0	0	27534034	73.0973	0	27534034	73.0973	0	73.0973	0	0.0000	0	0.0000	27534034	
Ajinkya Investment And Trading Company	AABCA5459K	1	10292103	0	0	0	10292103	27.3235	0	10292103	27.3235	0	27.3235	0	0.0000	0	0.0000	10292103	
Sundaram Trading And Investment Pvt Ltd	AACCS6027N	1	9793068	0	0	0	9793068	25.9986	0	9793068	25.9986	0	25.9986	0	0.0000	0	0.0000	9793068	
Ksl Holdings Private Limited	AAABCK8510H	1	5054091	0	0	0	5054091	13.4176	0	5054091	13.4176	0	13.4176	0	0.0000	0	0.0000	5054091	
Pih Finvest Company Limited	AAACP6085F	1	1424885	0	0	0	1424885	3.7828	0	1424885	3.7828	0	3.7828	0	0.0000	0	0.0000	1424885	
Jannhavi Investment Private Limited	AAACI4428N	1	458514	0	0	0	458514	1.2173	0	458514	1.2173	0	1.2173	0	0.0000	0	0.0000	458514	
Rajgad Trading Company Pvt.Ltd.	AAACR8546F	1	151674	0	0	0	151674	0.4027	0	151674	0.4027	0	0.4027	0	0.0000	0	0.0000	151674	
Kalyani Consultants Pvt.Ltd.	AAACK7314C	1	149500	0	0	0	149500	0.3969	0	149500	0.3969	0	0.3969	0	0.0000	0	0.0000	149500	
Dandakaranya Investment And Trading Pvt.Ltd.	AAACD7367E	1	95000	0	0	0	95000	0.2522	0	95000	0.2522	0	0.2522	0	0.0000	0	0.0000	95000	
Campanula Investment & Finance Pvt.Ltd	AAACCT7261L	1	61389	0	0	0	61389	0.1630	0	61389	0.1630	0	0.1630	0	0.0000	0	0.0000	61389	
Cornflower Investment & Finance Pvt.Ltd	AAACCT259A	1	41900	0	0	0	41900	0.1112	0	41900	0.1112	0	0.1112	0	0.0000	0	0.0000	41900	
Hastinapur Investment & Trading Pvt.Ltd	AAACH5159G	1	6267	0	0	0	6267	0.0166	0	6267	0.0166	0	0.0166	0	0.0000	0	0.0000	6267	
Dronacharya Investment & Trading Pvt.Ltd	AAACD7369L	1	5643	0	0	0	5643	0.0150	0	5643	0.0150	0	0.0150	0	0.0000	0	0.0000	5643	
Sub Total (A)(1)		20	27640976	0	0	0	27640976	73.3812	0	27640976	73.3812	0	73.3812	0	0.0000	0	0.0000	27640976	



BF Investment Limited

Table II - Statement showing shareholding pattern of the Promoter and Promoter Group


Category & Name of the shareholders	PAN	(I)	(II)	(III)	(IV)	(V)	(VI)	(VII) = (IV)+(V)+ (VI)	(VIII) As a % of (A+B+C2)	Number of Voting Rights held in each class of securities			(IX)	(X)	Shareholding B, as a % assuming full conversion of convertible securities (as a percentage of diluted share capital) (XI) = (VII)+(X) As a % of	Number of Locked in shares		Number of Shares pledged or otherwise encumbered	Number of equity shares held in dematerialised form	
										No. of fully paid up shares held	Partly paid-up equity shares held	No. of shares underlying Depository Receipts				No. of Voting Rights	Total as a % of (A+B+C)			No. Shares held (a)
2 Foreign																				
Individuals (Non-Resident Individuals / Foreign Individuals)																				
(a) Government																				
(b) Institutions																				
(c) Foreign Portfolio Investor																				
(d) Any Other (Specify)																				
(e) Sub Total (A)(2)																				
Total Shareholding Of Promoter And Promoter Group (A) = (A)(1)+(A)(2)				20	27640976	0	0	27640976	73.3812	0	27640976	73.3812	0	0	73.3812	0	0.0000	0	0.0000	27640976

Details of Shares which remain unclaimed may be given hear along with details such as number of shareholders, outstanding shares held in demat/unclaimed suspense account, voting rights which are frozen etc.

Note :


(1) PAN would not be displayed on website of Stock Exchange(s)

(2) The term 'Encumbrance' has the same meaning as assigned under regulation 28(3) of SEBI (Substantial Acquisition of Shares and Takeovers) Regulations, 2011.



BF Investment Limited
Table III - Statement showing shareholding pattern of the Public shareholder

Category & Name of the shareholders	PAN	Nos. of shareholders		Partly paid-up equity shares held	Partly paid-up equity shares held	No. of shares underlying Depository Receipts	Shareholding % calculated as per SCRR, 1957 As a % of (A+B+C2)	Number of Voting Rights held in each class of securities			No. of Shares Underlying Outstanding convertible securities (including Warrants)	Shareholding, as a % assuming full conversion of convertible securities (as a percentage of diluted share capital)	Number of Locked in shares		Number of Shares pledged or otherwise encumbered		Number of equity shares held in dematerialised form			
		(III)	(IV)					(V)	(VI)	(IX)			(X)	(XI)	(XII)	(XIII)		(XIV)		
										No. of fully paid up equity shares held									No of Voting Rights	Class eg: X eg: Y
1 Institutions																				
(a) Mutual Fund			6	1709	0	0	0.0045	1709	0	0.0045	0	0.0045	0	0.0000	NA	NA	1519			
(b) Venture Capital Funds			0	0	0	0	0.0000	0	0	0.0000	0	0.0000	0	0.0000	NA	NA	0			
(c) Alternate Investment Funds			0	0	0	0	0.0000	0	0	0.0000	0	0.0000	0	0.0000	NA	NA	0			
(d) Foreign Venture Capital Investors			0	0	0	0	0.0000	0	0	0.0000	0	0.0000	0	0.0000	NA	NA	0			
(e) Foreign Portfolio Investor			7	369429	0	0	0.9808	369429	0	0.9808	0	0.9808	0	0.0000	NA	NA	369379			
(f) Financial Institutions / Banks			11	119380	0	0	0.3169	119380	0	0.3169	0	0.3169	0	0.0000	NA	NA	117715			
(g) Insurance Companies			1	160127	0	0	0.4251	160127	0	0.4251	0	0.4251	0	0.0000	NA	NA	160127			
(h) Provident Funds/ Pension Funds			0	0	0	0	0.0000	0	0	0.0000	0	0.0000	0	0.0000	NA	NA	0			
(i) Any Other (Specify)			2	98	0	0	0.0003	98	0	0.0003	0	0.0003	0	0.0000	NA	NA	98			
Foreign Bank			2	98	0	0	0.0003	98	0	0.0003	0	0.0003	0	0.0000	NA	NA	98			
Sub Total (B)(1)			27	650743	0	0	1.7276	650743	0	1.7276	0	1.7276	0	0.0000	NA	NA	648838			
Central Government/ State Government(s)/																				
President of India																				
Sub Total (B)(2)			0	0	0	0	0.0000	0	0	0.0000	0	0.0000	0	0.0000	NA	NA	0			
3 Non-Institutions																				
(a) Individuals																				
i. Individual shareholders holding nominal share capital up to Rs. 2 lakhs.			20585	3915409	0	0	10.3946	3915409	0	10.3946	0	10.3946	0	0.0000	NA	NA	3351070			
ii. Individual shareholders holding nominal share capital in excess of Rs. 2 lakhs.			4	1182433	0	0	3.1391	1182433	0	3.1391	0	3.1391	0	0.0000	NA	NA	1182433			
Vijay Balkrishna Pusalkar	AAUPP9264H			1005331	0	0	2.6690	1005331	0	2.6690	0	2.6690	0	0.0000	NA	NA	1005331			
NBFCs registered with RBI			0	0	0	0	0.0000	0	0	0.0000	0	0.0000	0	0.0000	NA	NA	0			
Trust Employee			0	0	0	0	0.0000	0	0	0.0000	0	0.0000	0	0.0000	NA	NA	0			
Overseas Depositories(holding DRs) (balancing figure)			0	0	0	0	0.0000	0	0	0.0000	0	0.0000	0	0.0000	NA	NA	0			



BF Investment Limited

Table III - Statement showing shareholding pattern of the Public shareholder

Category & Name of the shareholders	(I)	(II)	(III)	No. of fully paid up equity shares held	No. of Partly paid-up equity shares held	No. of shares underlying Depository Receipts	Shareholding % calculated as per SCRR, 1957 As a % of (A+B+C2)	Number of Voting Rights held in each class of securities			No. of Shares Underlying Outstanding convertible securities (including Warrants)	Shareholding, as a % assuming full conversion of convertible securities (as a percentage of diluted share capital) (XI) = (VII)+(X) As a % of (A+B+C2)	Number of Locked in shares		Number of Shares pledged or otherwise encumbered		Number of equity shares held in dematerialised form (XIV)	
								No of Voting Rights	Class eg: X, eg: Y	Total			As a % of total Shares held (a)	No. Shares held (b)	As a % of total Shares held (a)	No. Shares held (b)		
																		(IX)
(e) Any Other (Specify)																		
Trusts																		
Hindu Undivided Family																		
Non Resident Indians (Non Repat)																		
Non Resident Indians (Repat)																		
Overseas Bodies Corporates																		
Clearing Member																		
Bodies Corporate																		
Krutadnya Management And Trading Services Llp																		
Poonawalla Aviation Pvt.Ltd																		
Sub Total (B)(3)																		
Total Public Shareholding (B)= (B)(1)+(B)(2)+(B)(3)																		

Details of the shareholders acting as persons in Concert including their Shareholding (No. and %):

No. of shareholders	No. of Shares

Note :

- (1) PAN would not be displayed on website of Stock Exchange(s).
- (2) The above format needs to disclose name of all holders holding more than 1% of total number of shares
- (3) W.r.t. the information pertaining to Depository Receipts, the same may be disclosed in the respective columns to the extent information available and the balance to be disclosed as held by custodian.




Table IV - Statement showing shareholding pattern of the Non Promoter- Non Public shareholder


Category & Name of the shareholders	PAN	Nos. of shareholders	No. of fully paid up equity shares held	Partly paid-up equity shares held	No. of shares underlying Depository Receipts	Shareholding % calculated as per SCRR, 1957 As a % of (A+B+C2)	Number of Voting Rights held in each class of securities			No. of Shares Underlying Outstanding & convertible securities (including Warrants)	Shareholding, as a % assuming full conversion of convertible securities as a percentage of diluted share capital) (X)	Number of Locked in shares	Number of Shares pledged or otherwise encumbered			
							No of Voting Rights	Class eg: X	Total (A+B+C)				As a % of total Shares held (b)	As a % of total Shares held (a)	As a % of total Shares held (b)	As a % of total Shares held (a)
(I)	(II)	(III)	(IV)	(V)	(VI)	(VII) As a % of (A+B+C2)	(IX)	(X)	(XI)= (VII)+(X) As a % of (A+B+C2)	(XII)	(XIII)	(XIV)				
1	Custodian/DR Holder	0	0	0	0	0.0000	0	0	0.0000	0	0.0000	NA	NA	0		
2	Employee Benefit Trust (under SEBI (Share based Employee Benefit) Regulations, 2014)	0	0	0	0	0.0000	0	0	0.0000	0	0.0000	NA	NA	0		
	Total Non-Promoter- Non Public Shareholding (C)= (C1)+(C2)	0	0	0	0	0.0000	0	0	0.0000	0	0.0000	NA	NA	0		

Note :

(1) PAN would not be displayed on website of Stock Exchange(s).


(2) The above format needs to disclose name of all holders holding more than 1% of total number of shares

(3) W.r.t. the information pertaining to Depository Receipts, the same may be disclosed in the respective columns to the extent information available and the balance to be disclosed as held by custodian.



significant beneficial owners

Sr. No.	Details of the SBO					Details of the registered owner					Details of holding/exercise of right of the SBO in the reporting company, whether direct or indirect*					Date of creation/acquisition of significant beneficial interest				
	Name	PAN	Passport No. in case of a foreign national	Nationality (Applicable in case of Any other is selected)	Nationality (Applicable in case of Any other is selected)	Name	PAN	Passport No. in case of a foreign national	Nationality (Applicable in case of Any other is selected)	Nationality (Applicable in case of Any other is selected)	Whether by virtue of:				Shares		Voting rights	Rights on distributable dividend or any other distribution	Exercise of control	Exercise of significant influence
											Shares	Voting rights	Rights on distributable dividend or any other distribution	Exercise of control						
1	BABASAHEB NEELKANTH KALYANI & SUNITA BABASAHEB KALYANI	ABIPK5782A		India	India	Ajinkya Investment And Trading Company	AABCA5459K		India	India	27.32	0	0	0	0	No	No	15-03-2010		
2	BABASAHEB NEELKANTH KALYANI & SUNITA BABASAHEB KALYANI	ABIPK5782A		India	India	Sundaram Trading And Investment Pvt. Ltd.	AACCS6027N		India	India	26	0	0	0	0	No	No	15-03-2010		
3	BABASAHEB NEELKANTH KALYANI & SUNITA BABASAHEB KALYANI	ABIPK5782A		India	India	Ksl Holdings Private Limited	AABCK8510H		India	India	13.42	0	0	0	0	No	No	15-03-2010		
4	BABASAHEB NEELKANTH KALYANI & SUNITA BABASAHEB KALYANI	ABIPK5782A		India	India	Pih Finvest Company Limited	AAACP6085F		India	India	3.78	0	0	0	0	No	No	15-03-2010		



5	BABASAHEB NEELKANTH KALYANI & SUNITA BABASAHEB KALYANI	ABIPK5782A	India	India	Jannhavi Investment Private Limited	AAACJ4428N		India	0	1.22	0	No	No	15-03-2010
6	BABASAHEB NEELKANTH KALYANI & SUNITA BABASAHEB KALYANI	ABIPK5782A	India	India	Rajgad Trading Company Pvt. Ltd.	AAACR8546F		India	0	0.4	0	No	No	15-03-2010
7	BABASAHEB NEELKANTH KALYANI & SUNITA BABASAHEB KALYANI	ABIPK5782A	India	India	Kalyani Consultants Pvt. Ltd.	AAACK7314C		India	0	0.4	0	No	No	15-03-2010
8	BABASAHEB NEELKANTH KALYANI & SUNITA BABASAHEB KALYANI	ABIPK5782A	India	India	Dandakaranya Investment And Trading Pvt. Ltd.	AAACD7367E		India	0	0.25	0	No	No	15-03-2010
9	BABASAHEB NEELKANTH KALYANI & SUNITA BABASAHEB KALYANI	ABIPK5782A	India	India	Campanula Investment & Finance Pvt. Ltd.	AAACC7261L		India	0	0.16	0	No	No	15-03-2010
10	BABASAHEB NEELKANTH KALYANI & SUNITA BABASAHEB KALYANI	ABIPK5782A	India	India	Cornflower Investment & Finance Pvt. Ltd.	AAACC7259A		India	0	0.11	0	No	No	15-03-2010
11	BABASAHEB NEELKANTH	ABIPK5782A	India	India	Hastinapur Investment &	AAACH5159G		India	0	0.02	0	No	No	15-03-2010

